









Pos		Team	Thru	Overall	Round
1		<b>Maple Grove (AAA)</b> <i>Crimson(5)</i>	F	584	283
2		<b>Edina (AAA)</b> <i>Hornets(6)</i>	F	600	302
3		<b>Eastview (AAA)</b> <i>Lightning(3)</i>	F	607	305
4		<b>Farmington (AAA)</b> <i>Tigers(1)</i>	F	609	303
5		<b>Alexandria Area (AAA)</b> <i>Cardinals(8)</i>	F	613	309
6		<b>Chaska (AAA)</b> <i>Hawks(2)</i>	F	615	310
7		<b>Mahtomedi (AAA)</b> <i>Zephyrs(4)</i>	F	632	314
8		<b>Duluth East (AAA)</b> <i>Greyhounds(7)</i>	F	670	322