

**BOYS**



**GIRLS**

# TRACK AND FIELD

**CLASS A  
CLASS AA**

**STATE MEET**

**JUNE 17-19, 2021**



**St. Michael-Albertville High School**



# WELCOME

to the **CELEBRATION** of **CHAMPIONS**



**A**s we celebrate the 2020-2021 state tournament seasons, I extend an enthusiastic welcome, on behalf of our entire Board of Directors, to each tournament attendee, whether in person or virtually. It is exciting to return to the tradition of celebrating students through competition at the highest level.

Our Championship Celebrations spotlight students who participate in MSHSL athletics and fine arts and choose to extend their day representing their school and community. Your positive support of the commitment of these students is validated in your attendance at this event. While each tournament may look different than it has in the past, the excitement and validation that are trademarks of our tournaments remain.

The MSHSL recognizes the value of education-based activities. These activities are integral to each member school and research continues to demonstrate the many benefits of participation. Our students in athletics and fine arts activities have higher grade point averages, miss less school, and have the potential for greater success beyond high school than their classmates. Each competition provides the opportunity for students to develop teamwork skills, challenge their abilities, compete with integrity, and learn together.

"Education and Leadership for a Lifetime" is the slogan of the Minnesota State High School League. This purpose is highlighted in the many acts of sportsmanship found throughout these competitions. During the tournament, we encourage you to continue to recognize and positively support these actions.

While each high school season culminates in a state tournament or festival, we believe every game, contest, or performance throughout the year has been a celebration of champions. Thank you for your season-long support of students, athletes, coaches, directors, spirit squads, bands, parents, teachers, and administrators.

Blaine Novak, President  
MSHSL Board of Directors

## MISSION STATEMENT

The Minnesota State High School League is a non-profit, voluntary association of public and private schools with a history of service to Minnesota youth since 1916. Its mission is to provide educational opportunities through interscholastic athletic and fine arts programs for students and leadership and support for member schools.

**FOLLOW US ONLINE:**

[www.mshsl.org](http://www.mshsl.org)



MSHSL



#MSHSL1



@MSHSL

@MSHSLjohn



MSHSL1



• MSHSL •

# TRACK & FIELD

*Hoodie*



**S-XXL**

**ORDER AT: MSHSL.ORG**

**\$65**

# Class A State Meet

## EVENT SCHEDULE AND INDEX

### — Class A —

#### BOYS EVENTS

##### Thursday, June 17

**Race Time****RUNNING EVENTS**

7:00 p.m. 3200 Meter Run  
7:15 p.m. 3200 Meter Wheelchair Division

##### Friday, June 18

**Race Time****RUNNING EVENTS**

10:00 a.m. 4 X 800 Meter Relay  
10:30 a.m. 110 Meter High Hurdles  
10:42 a.m. 100 Meter Dash  
10:51 a.m. 100 Meter Wheelchair Division  
11:03 a.m. 4 X 200 Meter Relay  
11:14 a.m. 1600 Meter Run  
11:20 a.m. 1600 Meter Wheelchair Division

**3200 Meter Awards Presentation**

11:34 a.m. 4 X 100 Meter Relay  
11:44 a.m. 400 Meter Dash  
11:58 a.m. 300 Meter Intermediate Hurdles  
12:10 a.m. 800 Meter Run  
12:17 p.m. 800 Meter Wheelchair Division  
12:25 p.m. 200 Meter Dash  
12:31 p.m. 200 Meter Wheelchair Division  
12:50 p.m. 4 X 400 Meter Relay

**Event Time****FIELD EVENTS**

10:00 a.m. Long Jump  
10:00 a.m. Pole Vault  
10:00 a.m. High Jump  
10:00 a.m. Shot Put  
10:00 a.m. Shot Put Wheelchair Division  
11:30 a.m. Triple Jump  
11:30 a.m. Discus  
11:30 a.m. Discus Wheelchair Division

#### GIRLS EVENTS

##### Thursday, June 17

**Race Time****RUNNING EVENTS**

7:30 p.m. 3200 Meter Run

##### Friday, June 18

**Race Time****RUNNING EVENTS**

3:30 p.m. 4 X 800 Meter Relay  
3:52 p.m. 100 Meter High Hurdles (33")  
4:04 p.m. 100 Meter Dash  
4:13 p.m. 100 Meter Wheelchair Division  
4:26 p.m. 4 X 200 Meter Relay  
4:40 p.m. 1600 Meter Run

**3200 Meter Awards Presentation**

4:50 p.m. 4 X 100 Meter Relay  
5:00 p.m. 400 Meter Dash  
5:12 p.m. 300 Meter Hurdles  
5:23 p.m. 800 Meter Run  
5:35 p.m. 200 Meter Dash  
5:42 p.m. 200 Meter Wheelchair Division  
6:05 p.m. 4 X 400 Meter Relay

**Event Time****FIELD EVENTS**

3:30 p.m. Long Jump  
3:30 p.m. Pole Vault  
3:30 p.m. High Jump  
3:30 p.m. Shot Put  
3:30 p.m. Shot Put Wheelchair Division  
5:00 p.m. Triple Jump  
5:00 p.m. Discus

Links to the Boys Track State Archives: [bit.ly/BTrackArchive](http://bit.ly/BTrackArchive)

# Class AA State Meet

## EVENT SCHEDULE AND INDEX

### — Class AA —

#### BOYS EVENTS

##### Thursday, June 17

Race Time **RUNNING EVENTS**  
7:45 p.m. 3200 Meter Run

##### Saturday, June 19

Race Time **RUNNING EVENTS**  
10:00 a.m. 4 X 800 Meter Relay  
10:30 a.m. 110 Meter High Hurdles  
10:42 a.m. 100 Meter Dash  
10:51 a.m. 100 Meter Wheelchair Division  
11:03 a.m. 4 X 200 Meter Relay  
11:14 a.m. 1600 Meter Run

##### *3200 Meter Awards Presentation*

11:24 a.m. 4 X 100 Meter Relay  
11:34 a.m. 400 Meter Dash  
11:49 a.m. 300 Meter Intermediate Hurdles  
12:00 p.m. 800 Meter Run  
12:07 p.m. 800 Meter Wheelchair Division  
12:15 p.m. 200 Meter Dash  
12:24 p.m. 200 Meter Wheelchair Division  
12:45 p.m. 4 X 400 Meter Relay

##### Event Time **FIELD EVENTS**

10:00 a.m. Long Jump  
10:00 a.m. Pole Vault  
10:00 a.m. High Jump  
10:00 a.m. Shot Put  
10:00 a.m. Shot Put Wheelchair Division  
11:30 a.m. Triple Jump  
11:30 a.m. Discus

#### GIRLS EVENTS

##### Thursday, June 17

Race Time **RUNNING EVENTS**  
8:00 p.m. 3200 Meter Run

##### Saturday, June 19

Race Time **RUNNING EVENTS**  
3:30 p.m. 4 X 800 Meter Relay  
3:54 p.m. 100 Meter High Hurdles (33")  
4:08 p.m. 100 Meter Dash  
4:24 p.m. 4 X 200 Meter Relay  
4:38 p.m. 1600 Meter Run

##### *3200 Meter Awards Presentation*

4:50 p.m. 4 X 100 Meter Relay  
5:04 p.m. 400 Meter Dash  
5:18 p.m. 300 Meter Hurdles  
5:36 p.m. 800 Meter Run  
5:48 p.m. 200 Meter Dash  
6:15 p.m. 4 X 400 Meter Relay

##### Event Time **FIELD EVENTS**

3:30 p.m. Long Jump  
3:30 p.m. Pole Vault  
3:30 p.m. High Jump  
3:30 p.m. Shot Put  
5:00 p.m. Triple Jump  
5:00 p.m. Discus

Links to the Girls Track State Archives: [bit.ly/GTrackArchive](http://bit.ly/GTrackArchive)





---

# Rooting for our team

Some of the best years of our lives are the ones we spend going to classes, having fun, and rooting for our team. Enjoy every minute.

Wells Fargo is proud to salute the the competitors in this year's tournament..

[wellsfargo.com](https://www.wellsfargo.com)

# TRACK OFFICIALS AND PERSONNEL

MSHSL Meet Director: . . . . .	Jody Redman, <i>MSHSL</i>	Umpires: . . . . .	<b>Class A</b> – Jim Anderson, <i>Eagan</i> ; Steve Eklund, <i>Stanchfield</i> ; David Huebner, <i>Inver Grove Heights</i> ; Chris Johnson, <i>LaCrescent</i> ; Chris Lagergren, <i>St. Paul</i> ; Mark Lagergren, <i>Young America</i> ; Beth Morrell, <i>Northfield</i> ; Jen Myers, <i>St. Paul</i> ; Rita Rislund, <i>Detroit Lakes</i> ; Dave Vosbeck, <i>Sleepy Eye</i>
Meet Manager: . . . . .	Bob Grey, <i>Montevideo</i>		<b>Class AA</b> – Roger Artis, <i>Brooklyn Park</i> ; Steve Eklund, <i>Stanchfield</i> ; Beth Morrell, <i>Northfield</i> ; Jen Myers, <i>St. Paul</i> ; Rita Rislund, <i>Detroit Lakes</i> ; Russ Schmeichel, <i>Andover</i> ;
MSHSL Assistant to Director: . . . . .	Amie Ince, <i>MSHSL</i>	Head Field Referees: . . . . .	Ken Freeman, <i>Eagan</i> ; Greg Utecht, <i>Apple Valley</i>
Media, Publicity & Meet Results: . . . . .	Tim Leighton; Ellen Rajkowski, <i>MSHSL</i>	Weight Clerks: . . . . .	Steve Beals, <i>Montevideo</i> ; Kelsie Carlson, <i>Duluth</i> ; Michael Hamilton, <i>Elgin</i>
Media Stewards: . . . . .	Laura Mackenthun and Ellen Rajkowski, <i>MSHSL</i>	Head Shot Put Officials: . . . . .	Tom Bracher, <i>Chaska</i> ; Theresa Utecht, <i>Apple Valley</i> ;
Legal Counsel: . . . . .	Kevin Beck, Kelly and Lemmons, P.A., <i>St. Paul</i>	Shot Put Laser Measurement: . . . . .	Rick Ringeisen, <i>Lakeville</i> ; Joe Blaschko, <i>Lakeville</i>
Lobbyist / Special Projects Counsel: . . . . .	Roger J. Aronson, <i>Minneapolis</i>	Crew: . . . . .	David Snesrud, <i>Anoka</i> ; Beulah Verdell, <i>Minneapolis</i>
Site Operations: . . . . .	Keith Cornell, Activities Director, <i>St. Michael-Albertville High School</i> Jane Lynch, Administrative Assistant, <i>St. Michael-Albertville High School</i>	Head Discus Official: . . . . .	Stephanie Sunnarborg, <i>Bloomington</i>
Jury of Appeals: . . . . .	Aaron Berndt, <i>Wayzata</i> ; Dan Dornfeld, <i>Lakeville</i> ; Cal Froehlich, <i>Annandale</i> ; Steve Gerber, <i>Plymouth</i> ; Brian Hoff, <i>Vergas</i> ; John Persoon, <i>Mahtomedi</i>	Assistant Discus Official: . . . . .	Tom Franta, <i>Remer</i>
Head Official: . . . . .	Dan Dornfeld, <i>Lakeville</i>	Discus Laser Measurement: . . . . .	Rick Ringeisen, <i>Lakeville</i> ;
Head Referee: . . . . .	Mike Beck, <i>Monticello</i>	Crew: . . . . .	Tim White, <i>Ham Lake</i>
Meet Referee: . . . . .	Mark Miller, <i>Mankato</i> ;	Head High Jump Official: . . . . .	David Boone, <i>New Hope</i> ; Tom Boshart, <i>Andover</i>
Coordinator of Start: . . . . .	Craig Canham, <i>Brooklyn Park</i>	Assistant High Jump Official: . . . . .	Kirby Ekstrom, <i>Cromwell</i>
Supervisor of Start: . . . . .	Jack Mayeron, <i>Shorewood</i>	Crew: . . . . .	Rich Winter, <i>Lester Prairie</i>
Starters: . . . . .	<b>Class A</b> – Brian Hoff, <i>Vergas</i> ; Russ Schmeichel, <i>Andover</i> <b>Class AA</b> – David Huebner, <i>Inver Grove Heights</i> ; John Persoon, <i>Mahtomedi</i>	Head Triple Jump Official: . . . . .	Dennis Hammann, <i>Chaska</i>
Re-Call Starters: . . . . .	<b>Class A</b> – Roger Artis, <i>Brooklyn Park</i> ; Chris Lagergren, <i>St. Paul</i>	Assistant Triple Jump Official: . . . . .	Mark Krug, <i>Owatonna</i>
Co-Head Clerk of Course: . . . . .	Tom Fischer, <i>Anoka</i> ; Dennis Midthun, <i>Burtrum</i>	Crew: . . . . .	JoeAnn Jackson-Matthews, <i>Minneapolis</i> ; Lee Varpness, <i>Montevideo</i>
Assistants: . . . . .	Jon Huber, <i>Rogers</i> ; Ron Kruschwitz, <i>White Bear Lake</i> ; Patti Midthun, <i>Burtrum</i> ; Mike Stephenson, <i>Sebeka</i>	Head Long Jump Official: . . . . .	Steve Fossen, <i>St. Louis Park</i>
Registration: . . . . .	<b>MSHSL Staff:</b> Susi Hollenbeck, Pam Inniger, Amie Ince, Laura Mackenthun, Sheila Robinson Andrea Brelje, <i>Minneapolis</i> ; Wes Sweigard, <i>Minneapolis</i>	Assistant Long Jump Official: . . . . .	Bruce Kaardal, <i>Redwood Falls</i> ; Richard Sonstegard, <i>Howard Lake</i>
Seeding: . . . . .	Mike Beck, <i>Monticello</i> ; Dan Dornfeld, <i>Lakeville</i> ; Josh Gerber, <i>Wayzata Results</i> ; Ken Freeman, <i>Eagan</i> ; Bob Grey, <i>Madison Lake</i> ; John Persoon, <i>Mahtomedi</i> ; Scott Stallman, <i>Chanhassen</i> ; Greg Utecht, <i>Apple Valley</i>	Crew: . . . . .	Jeff Boss, <i>Owatonna</i>
Hy-Tek Timing and Scoring: . . . . .	Josh Gerber, <i>Wayzata Results</i>	Head Pole Vault Official: . . . . .	Charlie Fuller, <i>Faribault</i> ;
Announcers: . . . . .	Manny Day, <i>Plymouth</i> ; Amy Doherty, <i>MSHSL</i> ; Scott Stallman, <i>Chanhassen</i>	Assistant Pole Vault Official: . . . . .	Charlie Fuller, <i>Faribault</i> ; David Keller, <i>Lakeville</i>
Awards: . . . . .	Sharon Euerle, <i>Mankato</i> ; Becky Leuer, <i>North Branch</i> ; Cathy Peterson, <i>Bloomington</i>	Assistant Pole Vault Official: . . . . .	Bart Gray, <i>Pepin, WI</i>
Wind Gauge: . . . . .	Bill Simmons, <i>Detroit Lakes</i> ; Julie Simmons, <i>Detroit Lakes</i>	Crew: . . . . .	Joy Fuller, <i>Faribault</i> ; Phil Glover, <i>Minneapolis</i> ; Cameron Schultz, <i>Rosemount</i>
Field Transport: . . . . .	Sandy Boss, <i>Owatonna</i> ; Mary Grey, <i>Madison Lake</i> ; Nita Onnen, <i>Mankato</i> ; Judy Trombley, <i>Edina</i>	Doctors / Athletic Trainers: . . . . .	Lori Glover, Institute for Athletic Medicine
Head Umpire: . . . . .	Brad Brubaker, <i>Eden Prairie</i>	Coaches Representatives: . . . . .	Aaron Berndt, <i>Wayzata</i> ; Cal Froehlich, <i>Annandale</i>
Umpire Captains: . . . . .	Jim Anderson, <i>Eagan</i> ; Dick Daymont, <i>Northfield</i> ; Randy Herrlich, <i>Baxter</i> ; Mike Lhotka, <i>Cokato</i> ; John Trolander, <i>Oronoco</i>	Coaches Advisory Committee: . . . . .	Aaron Berndt, <i>Wayzata</i> ; David Boone, <i>Edina</i> ; Jummy Burlass, <i>Eden Prairie</i> ; Erik Klein, <i>St. Charles</i> ; Meghan Orgeman, <i>Alexandria</i>

## TRACK OFFICIALS

Jim Anderson, *Eagan*; Roger Artis, *Brooklyn Park*; Mike Beck, *Monticello*; David Boone, *New Hope*; Tom Boshart, *Andover*; Thomas Bracher, *Chaska*; Bradley Brubaker, *Eden Prairie*; Craig Canham, *Brooklyn Park*; Dick Daymont, *Northfield*; Dan Dornfeld, *Lakeville*; Kirby Ekstrom, *Cromwell*; Thomas H. Fischer, *Anoka*; Steven M. Fossen, *St. Louis Park*; Thomas Franta, *Remer*; Ken Freeman, *Eagan*; Charles Fuller, *Faribault*; Steven Gerber, *Plymouth*; Bart Gray, *Pepin*; Denny Hammann, *Chaska*; Randy L. Herrlich, *Baxter*; Brian Hoff, *Detroit Lakes*; David Huebner, *Inver Grove Heights*; Bruce Kaardal, *Redwood Falls*; Mark Krug, *Northfield*; Christopher Lagergren, *St. Paul*; Mike Lhotka, *Cokato*; Jack Mayeron, *Shorewood*; Dennis Midthun, *Burtrum*; Mark Miller, *Mankato*; John Persoon, *Mahtomedi*; Russ Schmeichel, *Andover*; Richard Sonstegard, *Howard Lake*; Stephanie Sunnarborg, *Bloomington*; John Trolander, *Oronoco*; Greg Utecht, *Apple Valley*; Theresa Utecht, *Apple Valley*



# 2021 Class A State Champions

## CLASS A BOYS STATE CHAMPION \*Morris Area/Chokio-Alberta



(L-R): Coach Tim Cannon, Trey Hunt, Derek Waldbeser, Kenny Soderberg, Ethan Lebrjia, Lewis Nohl, Head Coach Dale Henrich.



## CLASS A GIRLS STATE CHAMPION Rockford



Row 1 (L-R): Jayden Lark, Sara Byers, Hannah Stedman. Row 2: Justine Miller, Natasha James, Kylee Sauers, Hannah Moe, Aliyah Robran, Cassia Cady, Elise Biorn, Sophie Bremel, Meghan Roggenkamp, Maggie Thompson. Not Pictured: Jane West, Elizabeth Smith.



# Class A Team Results

## CLASS A BOYS TEAM RESULTS

1	*Morris Area/Chokio-Alberta	42	29	Thief River Falls	12	57	Fisher	4
2	Plainview-Elgin-Millville	38	32	The Blake School, Minneapolis	11	57	Hills-Beaver Creek	4
3	Perham	35	32	Triton, Dodge Center	11	57	Kenyon-Wanamingo	4
4	Annandale	34	34	*Canby/Minneota	10	57	Montevideo	4
5	Mora	33	34	Crookston	10	57	Norwood-Young America	4
5	Spectrum, Elk River	33	34	Maple Lake	10	57	Pillager	4
7	*Rock Ridge	32	34	Nevis	10	57	Proctor	4
8	*Minnehaha Academy	30	34	*South Ridge/Cherry/ North Woods/Northeast Range	10	57	Sauk Centre	4
8	*Providence Academy	30	39	Fairmont	9	68	Breckenridge	3
10	Dilworth-Glyndon-Felton	29	39	Pequot Lakes	9	68	Pipestone Area	3
11	Lake City	26	41	Minneapolis North Community	8	68	St. Croix Lutheran Academy, West St. Paul	3
11	Pine Island	26	42	Chatfield	7	68	Two Harbors	3
13	*SWMCH/EHS	23	42	Mesabi East, Aurora	7	68	*United North Central	3
14	*West Marshall	19	42	Sibley East, Arlington	7	73	Crosby-Ironton	2.50
15	Floodwood	18	42	Sibley East, Arlington	7	73	*MACCRAY/RCW	2.50
16	*Greenway/Nashwauk-Keewatin	17	45	Rockford	6.50	75	Cromwell-Wright	2
17	Staples-Motley	16	46	Concordia Academy, Roseville	6	75	New Life Academy of Woodbury	2
18	Belle Plaine	15	46	G-F-W, Winthrop	6	75	*Northwest Nighthawks	2
18	Esko	15	46	*GMLOKS	6	75	*River Valley	2
18	Luverne	15	46	Holy Family Catholic, Victori	6	75	Royalton	2
18	Nova Classical Academy, St. Paul	15	46	*L/FC/MC	6	75	*St. James Area	2
22	St. Charles	14.50	51	East Grand Forks	5	81	Albany	1
23	Howard Lake-Waverly-Winsted	14	51	Hinckley-Finlayson	5	81	Janesville-Waldorf-Pemberton	1
23	Minnewaska Area, Glenwood	14	51	Maple River, Mapleton	5	81	*LeSueur-Henderson	1
23	Tracy-Milroy-Balaton	14	51	Redwood Valley, Redwood Falls	5	81	Math & Science Academy, Woodbury	1
26	Breck School, Golden Valley	13	51	Rush City	5	81	McGregor	1
26	Lewiston-Altura	13	51	St. Cloud Cathedral	5	81	*Moose Lake/Willow River	1
26	*Mankato Loyola/Cleveland	13	57	Blooming Prairie	4	81	Rothsay	1
29	Park Rapids Area	12	57	*Caledonia/Spring Grove	4			
29	Stewartville	12	57	East Central, Finlayson	4			



## CLASS A GIRLS TEAM RESULTS

1	Rockford	46	26	Janesville-Waldorf-Pemberton	12	52	G-F-W, Winthrop	5
2	Annandale	42	26	St. Charles	12	52	Lester Prairie	5
3	*GMLOKS	39	29	Proctor	11	52	*Morris Area/Chokio-Alberta	5
4	Concordia Academy, Roseville	38	29	*SWMCH/EHS	11	55	Floodwood	4
5	The Blake School, Minneapolis	34	31	Northome/Kelliher/Blackduck	10	55	Paynesville	4
5	Luverne	34	32	Braham	9	57	*Bagley/Fosston	3
7	Fairmont	31	32	St. Clair/Immanuel Lutheran	9	57	Barnesville	3
7	Stewartville	31	34	*L/FC/MC	8	57	Cotter, Winona	3
9	Minnewaska Area, Glenwood	28	34	*LCWM/Nicollet	8	57	Howard Lake-Waverly-Winsted	3
10	Belle Plaine	25	34	Milaca	8	57	*LeSueur-Henderson	3
10	*Canby/Minneota	25	34	*Ottetail Central	8	57	Minnehaha Academy, Minneapolis	3
12	Glencoe-Silver Lake	22	34	Pierz	8	57	Osakis	3
12	Maple Lake	22	34	*Providence Academy	8	57	Park Rapids Area	3
12	Waterville-Elysian-Morristown	22	34	Southwest Christian	8	65	East Grand Forks	2
12	Windom Area	22	41	Frazee	7.50	65	Lake City	2
16	Eden Valley-Watkins/Kimball	21	42	Brooklyn Center	7	65	Lewiston-Altura	2
16	Esko	21	42	Montevideo	7	65	Long Prairie-Grey Eagle	2
16	Zumbrota-Mazeppa	21	42	Pequot Lakes	7	65	Staples-Motley	2
19	Spectrum, Elk River	20.50	45	Blooming Prairie	6	65	*Upsala/Swanville	2
20	Thief River Falls	20	45	Legacy Christian Academy, Andover	6	71	Chatfield	1
21	*Heron Lake-Okabena/Fulda	18	45	Martin County West, Sherburn	6	71	Hayfield	1
22	Albany	17	45	Mesabi East, Aurora	6	71	Medford	1
23	Crookston	16	45	Pelican Rapids	6	71	*Moose Lake/Willow River	1
23	Nevis	16	45	Rochester Lourdes	6	71	Pine Island	1
25	Murray County Central	13	45	*South Ridge/Cherry/ North Woods/Northeast Range	6			
26	Fertile-Beltrami	12						

\*Denotes cooperatively sponsored program.

# 2021 Class AA State Champions

## CLASS AA BOYS STATE CHAMPION Rosemount

Photo not available at this time.



## CLASS AA GIRLS STATE CHAMPION Rosemount



**Row 1 (L-R):** Taylor Heimerl, Shay Payne, Mya Cinnamo, Jordan Hecht, Jenna Johnson, Mackenzie Jacobson, Makayla Bishop, Ava Webster, Elizabeth Narloch, Catelyn Ketterling, Ava Cinnamo, Coach Sara Hatteli.

# Class AA Team Results

## CLASS AA BOYS TEAM RESULTS

1	Rosemount	55	24	Andover	15	47	Waconia	6
2	Hopkins	49	24	Stillwater Area	15	47	White Bear Lake Area	6
3	Farmington	34	27	Champlin Park	14	50	Buffalo	5
4	Mounds View	33	27	Grand Rapids	14	50	Cloquet	5
5	Prior Lake	32	27	Rochester Century	14	50	Osseo	5
6	Lakeville North	29	27	Rochester Mayo	14	50	Worthington	5
6	Monticello	29	31	Robbinsdale Armstrong	13	54	Delano	4
6	Waseca	29	32	Centennial	12	54	Hutchinson	4
9	Anoka	28	33	Owatonna	11	56	Lakeville South	3
9	Moorhead	28	34	Dassel-Cokato	10	56	Mankato West	3
11	Wayzata	26	34	Duluth East	10	56	St. Cloud Apollo	3
12	Chanhassen	24	34	Fridley	10	56	St. Francis	3
13	Cambridge-Isanti	22	34	Roseville Area	10	56	Tartan, Oakdale	3
14	Bemidji	20	38	Mankato East	9	61	Chisago Lakes, Lindstrom	2
14	Edina	20	38	Minnetonka	9	61	Duluth Denfeld	2
16	Eden Prairie	19.50	38	Willmar	9	61	North Branch	2
17	St. Michael-Albertville	19	41	Big Lake	8	61	Totino-Grace, Fridley	2
18	St. Peter	18	41	Brainerd	8	65	Marshall	1
19	DeLaSalle, Minneapolis	17	41	Fergus Falls	8	65	Simley, Inver Grove Heights	1
19	St. Paul Central	17	41	Hill-Murray	8	65	*Spring Lake Park/St. Anthony Village	1
21	Blaine	16	41	New Prague	8	65	Woodbury	1
21	Burnsville	16	46	St. Thomas Academy, Mendota Heights	7	69	Henry Sibley, Mendota Heights	0.50
21	Forest Lake	16	47	Minneapolis Southwest	6			
24	Alexandria Area	15						



## CLASS AA GIRLS TEAM RESULTS

1	Rosemount	86	22	Bemidji	11	45	DeLaSalle, Minneapolis	5
2	St. Michael-Albertville	65	22	Champlin Park	11	45	Moorhead	5
3	Edina	56	22	Eagan	11	45	Robbinsdale Armstrong	5
3	Minnetonka	56	22	Fergus Falls	11	49	Andover	4
5	Stillwater Area	48	22	St. Paul Highland Park	11	49	Irondale, New Brighton	4
6	Eden Prairie	43	28	Hopkins	10	49	New Prague	4
7	Wayzata	41	28	Monticello	10	49	North, North St. Paul	4
8	Prior Lake	38	30	Totino-Grace, Fridley	9	49	Simley, Inver Grove Heights	4
9	Park Center, Brooklyn Park	36	30	Willmar	9	49	St. Cloud Apollo	4
10	*Spring Lake Park/ St. Anthony Village	24.50	32	Cloquet	8	55	Centennial	3.50
11	Brainerd	17	32	Duluth East	8	56	Apple Valley	3
11	Rochester Century	17	32	North Branch	8	56	Lakeville North	3
13	Alexandria Area	16	32	Northfield	8	58	Buffalo	2
13	Chanhassen	16	32	Rochester Mayo	8	58	Dassel-Cokato	2
15	Farmington	15	32	Sauk Rapids-Rice	8	58	East Ridge, Woodbury	2
15	Roseville Area	15	38	Hutchinson	7	58	Mankato East	2
17	Forest Lake	14	38	Mankato West	7	58	Rocori, Cold Spring	2
17	Mounds View	14	38	Shakopee	7	58	Zimmerman	2
19	Burnsville	13	41	Byron	6			
19	Cambridge-Isanti	13	41	Eastview, Apple Valley	6			
21	Hibbing	12	41	Maple Grove	6			
22	Anoka	11	41	Winona	6			
			45	Coon Rapids	5			

\*Denotes cooperatively sponsored program.



# CLASS A BOYS RUNNING RESULTS

## 100 Meter Dash – Timed Finals

Place	Name	Grade	School	Seed Time	Finals	Wind	Heat	Points
1	Max Reis	11	Spectrum, Elk River	11.01	10.84	0.9	2	12
2	Sanjay Redd	11	*Minnehaha Academy	11.09	10.99	0.9	2	10
3	Ashton Sandbulte	11	Luverne	11.17	11.02	0.9	2	8
4	Trey Taylor	11	G-F-W, Winthrop	11.60	11.17	1.2	1	6
5	Sam Backer	10	Chatfield	11.10	11.18	0.9	2	5
6	Maverick Goblirsch	11	Redwood Valley, Redwood Falls	11.25	11.20	0.9	2	4
7	Ethan Lebrija	11	*Morris Area/Chokio-Alberta	11.33	11.22	0.9	2	3
8	Noah Kiel	12	Crookston	11.47	11.23	1.2	1	2
9	Hudson Artz	11	Fairmont	11.53	11.24	1.2	1	1
10	Jarod White	11	Pine Island	11.27	11.254	0.9	2	
11	Ayo Ogundeji	8	Nevis	11.51	11.255	1.2	1	
12	Cayden Lockhart	11	St. Croix Lutheran Academy, West St. Paul	11.22	11.35	0.9	2	
13	Caleb Pratt	12	Legacy Christian Academy, Andover	11.28	11.38	0.9	2	
14	Matson Granmo	11	Two Harbors	11.60	11.50	1.2	1	
15	Remington Converse	10	Staples-Motley	11.52	11.51	1.2	1	
16	Kaden Robbins	9	*Moose Lake/Willow River	11.72	11.67	1.2	1	

## 100 Meter Wheelchair – Timed Finals

Place	Name	Grade	School	Seed Time	Finals	Wind	Points
1	Peyton Gunnarson	12	Lewiston-Altura	16.18	◆★ 16.24	-0.8	4
2	Aidan Gravelle	11	Mankato Loyo	17.56	16.93	-0.8	3
3	Tyler Gunnarson	8	Lewiston-Altura	17.32	17.16	-0.8	2
4	Tyler Shepersky	11	*United North Central	19.29	18.90	-0.8	1
5	Toby Hagen	8	*River Valley	32.73	31.23	-0.8	
6	James Hagen	10	*River Valley	38.23	36.23	-0.8	

## 200 Meter Dash – Timed Finals

Place	Name	Grade	School	Seed Time	Finals	Wind	Heat	Points
1	Ethan Lebrija	11	*Morris Area/Chokio-Alberta	22.83	22.30	1.6	2	12
2	Max Reis	11	Spectrum, Elk River	23.08	22.36	2.9	1	10
3	Noah Kiel	12	Crookston	22.50	22.46	1.6	2	8
4	Jarod White	11	Pine Island	22.43	22.52	1.6	2	6
5	Sanjay Redd	11	*Minnehaha Academy	22.68	22.57	1.6	2	5
6	Ayo Ogundeji	8	Nevis	22.79	22.76	1.6	2	4
7	Kobe Swanson	12	Mora	23.19	22.95	2.9	1	3
8	Sam Backer	10	Chatfield	22.59	22.952	1.6	2	2
9	Cayden Lockhart	11	St. Croix Lutheran Academy, West St. Paul	22.81	22.955	1.6	2	1
10	Quintin Laveau	11	Pillager	23.30	22.98	2.9	1	
11	Dylan Novak	11	*LeSueur-Henderson	23.57	23.22	2.9	1	
12	Kyler Bade	12	Plainview-Elgin-Millville	22.42	23.25	1.6	2	
13	Hudson Artz	11	Fairmont	22.97	23.31	1.6	2	
14	Tyson Bork	12	Hills-Beaver Creek	23.17	23.36	2.9	1	
15	AJ Josephson	11	*Canby/Minneota	23.12	23.40	2.9	1	
16	Kaden Robbins	9	*Moose Lake/Willow River	23.92	23.57	2.9	1	
17	Matson Granmo	11	Two Harbors	23.90	23.60	2.9	1	

◆ New Class A State Meet Record    ★ Denotes New All-Time State Meet Record

See Pages 66-71 for Minnesota State Meet All-Time Records, Class A Records and AA Records.

\*Denotes cooperatively sponsored program.

# CLASS A BOYS RUNNING RESULTS

## 200 Meter Wheelchair – Timed Finals

Place	Name	Grade	School	Seed Time	Finals	Wind	Points
1	Peyton Gunnarson	12	Lewiston-Altura	28.92	29.80	3.2	3
2	Tyler Gunnarson	8	Lewiston-Altura	30.76	30.36	3.2	2
3	Aidan Gravelle	11	Mankato Loyo	33.31	30.58	3.2	1
4	Toby Hagen	8	*River Valley	1:01.36	59.16	3.2	
5	James Hagen	10	*River Valley	1:12.64	1:13.31	3.2	

## 400 Meter Dash – Timed Finals

Place	Name	Grade	School	Seed Time	Finals	Heat	Points
1	Kyler Bade	12	Plainview-Elgin-Millville	50.62	49.63	2	12
2	AJ Josephson	11	*Canby/Minneota	49.87	50.03	2	10
3	Hudson Artz	11	Fairmont	50.62	50.04	2	8
4	Joshua Finseth	11	Dilworth-Glyndon-Felton	49.84	50.23	2	6
5	Micah Schaap	11	*SWMCH/EHS	50.28	50.43	2	5
6	Jory Vasek	12	Fisher	49.95	50.54	2	4
7	Marcus Harris	11	*Minnehaha Academy	50.59	50.65	2	3
8	Maxwell Schimelpfenig	11	Annandale	50.94	50.85	1	2
9	Justin Wang	12	Dilworth-Glyndon-Felton	50.41	51.00	2	1
10	Taevon Wells	11	*Greenway/Nashwauk-Keewatin	52.00	51.50	1	
11	Taaron Rudzitis	12	Legacy Christian Academy, Andover	51.23	51.55	1	
12	Mark Quintero	11	Pine Island	50.68	51.59	2	
13	Nick Carter	12	*Ottertail Central	52.28	51.64	1	
14	Marco Reyes	10	Tri-City United, Montgomery	52.23	52.13	1	
15	Grant Nelson	11	*Providence Academy	51.41	52.19	1	
16	Cruz Megazzini	11	Pequot Lakes	52.15	52.21	1	
17	Evan Bowen	11	Proctor	52.61	53.85	1	



# CLASS A BOYS RUNNING RESULTS

## 800 Meter Run – Timed Finals

Place	Name	Grade	School	Seed Time	Finals	Heat	Points
1	Jacob McCleary	11	Perham	1:58.90	1:56.92	2	12
2	Cameron Stocke	10	*Rock Ridge	1:55.38	1:57.96	2	10
3	Emmett Gerres	10	Belle Plaine	1:57.98	1:58.25	2	8
4	Jack McNamee	12	Nevis	1:59.98	1:58.41	1	6
5	Theo Andre	12	Nova Classical Academy, St. Paul	2:00.26	1:58.42	1	5
6	Tyler Smith	12	Norwood-Young America	1:58.29	1:58.60	2	4
7	Isaac Swanson	12	Two Harbors	1:58.63	1:58.78	2	3
8	Connor Carlson	10	Royalton	2:00.35	1:58.83	1	2
9	Jaad Stout	12	Math & Science Academy, Woodbury	2:01.65	1:59.51	1	1
10	Mason Clark	12	Redwood Valley, Redwood Falls	1:59.78	2:01.07	2	
11	Kyle Schill	12	West Central Area, Barrett	2:01.11	2:01.55	1	
12	Jayce Kiehne	9	*L/FC/MC	1:59.62	2:02.04	2	
13	Jack McQuown	11	Clearbrook-Gonvick	2:02.25	2:02.28	1	
14	Ben Van Eps	11	*Central MN Christian/Community Christian	2:01.54	2:05.99	1	
15	Joe Kozlowski	12	Lake City	1:59.10	2:08.19	2	
16	Grant Mayers	11	Albany	1:59.14	2:14.07	2	

## 800 Meter Wheelchair – Timed Finals

Place	Name	Grade	School	Seed Time	Finals	Points
1	Peyton Gunnarson	12	Lewiston-Altura	1:55.23	♦ 2:01.58	1

## 1600 Meter Run – Timed Finals

Place	Name	Grade	School	Seed Time	Finals	Points
1	Cameron Stocke	10	*Rock Ridge	4:17.56	4:12.94	12
2	Jacob McCleary	11	Perham	4:30.90	4:16.38	10
3	Geno Uhrbom	12	*Greenway/Nashwauk-Keewatin	4:31.70	4:19.39	8
4	Emmett Gerres	10	Belle Plaine	4:26.24	4:19.92	6
5	Shef West	11	The Blake School, Minneapolis	4:19.48	4:20.37	5
6	Emmet Anderson	12	Staples-Motley	4:33.82	4:23.89	4
7	Alden Keller	10	Breck School, Golden Valley	4:20.52	4:24.62	3
8	Luke Swanson	11	*Northwest Nighthawks	4:36.36	4:26.50	2
9	Tyson Mahar	12	East Grand Forks	4:29.88	4:28.28	1
10	Camden Janiszkeski	10	Luverne	4:33.33	4:31.47	
11	Salvador Wirth	8	Annandale	4:36.34	4:32.70	
12	Caleb Rivera	12	*St. James Area	4:32.39	4:34.05	
13	Kevin Turlington	11	Rochester Lourdes	4:36.59	4:34.86	
14	Darius Fenske	12	*Lac qui Parle Valley/Dawson-Boyd	4:33.67	4:40.35	
15	Evan Pohl	10	Nevis	4:31.36	4:40.75	
16	Garrison Hubka	10	*GMLOKS	4:37.23	4:40.77	

## 1600 Meter Wheelchair – Timed Finals

Place	Name	Grade	School	Seed Time	Finals	Points
1	Tyler Shepersky	11	*United North Central	4:44.94	4:26.16	1
2	Aidan Gravelle	11	*Mankato Loyola/Cleveland	4:27.77	4:27.19	

♦ New Class A State Meet Record    ★ Denotes New All-Time State Meet Record

See Pages 66-71 for Minnesota State Meet All-Time Records, Class A Records and AA Records.

\*Denotes cooperatively sponsored program.



# CLASS A BOYS RUNNING RESULTS

## 3200 Meter Run – Timed Finals

Place	Name	Grade	School	Seed Time	Finals	Points
1	Emmet Anderson	12	Staples-Motley	9:44.32	9:17.11	12
2	Alden Keller	10	Breck School, Golden Valley	9:38.36	9:19.03	10
3	Geno Uhrbom	12	*Greenway/Nashwauk-Keewatin	10:12.50	9:20.65	8
4	Salvador Wirth	8	Annandale	9:56.49	9:35.25	6
5	Shef West	11	The Blake School, Minneapolis	9:36.74	9:36.11	5
6	Tyson Mahar	12	East Grand Forks	10:09.13	9:43.15	4
7	Ethan Johnson	12	Pequot Lakes	9:58.13	9:46.67	3
8	Noah Foster	10	Cromwell-Wright	10:26.69	9:48.50	2
9	Jaden Lorenz	12	Holy Family Catholic, Victoria	10:06.35	9:48.87	1
10	Finn McCormick	11	Nova Classical Academy, St. Paul	9:42.12	9:49.76	
11	Turner Schad	11	St. Cloud Cathedral	10:05.57	10:09.63	
12	Garrison Hubka	10	*GMLOKS	10:03.45	10:11.52	
13	Jack Johnson	12	Nevis	10:37.10	10:17.75	
14	Connor Hallaway	11	Glencoe-Silver Lake	10:26.80	10:17.82	
15	Nathan Neu	12	Ortonville	10:06.73	10:20.01	
16	Reese Anderson	11	Lake City	10:05.36	10:30.18	
17	Kody Wassman	9	*Mt. Lake Area/Comfrey	10:23.12	10:36.46	

## 3200 Meter Wheelchair – Timed Finals

Place	Name	Grade	School	Seed Time	Finals	Points
1	Tyler Shepersky	11	*United North Central	9:45.03	9:40.93	1
2	Tyler Gunnarson	8	Lewiston-Altura	9:20.95	9:49.06	

## 110 Meter Hurdles – Timed Finals

Place	Name	Grade	School	Seed Time	Finals	Wind	Heat	Points
1	Jayson Ekiyor	12	*Providence Academy	14.62	14.51	+0.0	2	12
2	Kenny Soderberg	12	*Morris Area/Chokio-Alberta	15.45	15.10	+0.0	2	10
3	Simon Morgan	10	Mankato Loyo	15.61	15.26	+0.0	2	8
4	Owen Petersohn	11	Triton, Dodge Center	15.93	15.74	+0.0	2	6
5	Nolan Anderson	10	Rush City	15.80	15.82	+0.0	2	5
6	Xavier Rennie	11	Blooming Prairie	15.84	15.871	+0.0	2	4
7	Aiden Voss	10	Pipestone Area	16.18	15.876	1.7	1	3
8	Jacob Klug	12	Maple Lake	15.61	15.89	+0.0	2	2
9	Gavin Skelton	12	Mesabi East, Aurora	16.76	15.93	1.7	1	1
10	Griffin Paulsen	10	St. Croix Lutheran Academy, West St. Paul	16.48	16.08	1.7	1	
11	Trevin Ssali-Gaustad	12	Jackson County Central	16.27	16.31	1.7	1	
12	Zach McGlynn	12	*West Marshall	16.58	16.35	1.7	1	
13	Macy Thiesen	11	Sauk Centre	15.90	16.44	+0.0	2	
14	Peter Vandewege	12	Roseau	16.09	16.45	1.7	1	
15	Jajuan Hall	12	*Greenway/Nashwauk-Keewatin	16.77	16.56	1.7	1	
16	Jordan Meyer	11	Tri-City United, Montgomery	15.88	16.79	+0.0	2	

See Pages 66-71 for Minnesota State Meet All-Time Records, Class A Records and AA Records.

\*Denotes cooperatively sponsored program.

# CLASS A BOYS RUNNING RESULTS

## 300 Meter Intermediate Hurdles – Timed Finals

Place	Name	Grade	School	Seed Time	Finals	Heat	Points
1	Kenny Soderberg	12	*Morris Area/Chokio-Alberta	40.40	39.14	2	12
2	Jayson Ekiyor	12	*Providence Academy	40.43	39.59	2	10
3	Jacob Klug	12	Maple Lake	41.35	40.61	2	8
4	Gavin Skelton	12	Mesabi East, Aurora	41.70	40.67	2	6
5	Owen Petersohn	11	Triton, Dodge Center	40.77	40.99	2	5
6	Brandon Knott	10	Howard Lake-Waverly-Winsted	42.25	41.46	1	4
7	Blake Biermaier	12	Thief River Falls	41.67	41.48	2	3
8	Griffin Paulsen	10	St. Croix Lutheran Academy, West St. Paul	42.27	42.09	1	2
9	Dylan Novak	11	*LeSueur-Henderson	41.52	42.23	2	1
10	Tony Cummins	11	*South Ridge/Cherry/North Woods/Northeast Range	42.06	42.51	1	
11	Ridge VanWesten	11	Jackson County Central	42.14	42.57	1	
12	Silas Whitebuffalo	12	Yellow Medicine East, Granite Falls	42.22	42.75	1	
13	JT Rein	11	*L/FC/MC	40.67	43.23	2	
14	Christian Miller	11	Ada-Borup-West	43.15	43.73	1	
15	Jordan Meyer	11	Tri-City United, Montgomery	41.92	44.11	2	
16	Isaac Hallberg	12	*Ottertail Central	42.89	45.25	1	

## 4 x 100 Meter Relay – Timed Finals

Place	School	Seed Time	Finals	Heat	Points
1	*Minnehaha Academy 1) Malcolm Humes 11; 2) Savion Robinson 12; 3) Tuviah Elder 12; 4) Sanjay Redd 11	44.42	43.51	2	12
2	Mora 1) Jeff Lilienthal 12; 2) Ben Wright 12; 3) Tayven Peterson 10; 4) Kobe Swanson 12	44.29	43.53	2	10
3	Spectrum, Elk River 1) Tanner Gangl 10; 2) Eli Aberra 12; 3) Brendan Perkins 11; 4) Max Reis 11	44.31	43.69	2	8
4	St. Charles 1) Noah Disbrow 11; 2) Jett Thoreson 11; 3) Cole Berends 12; 4) Luke Berends 12	43.84	43.78	2	6
5	*Morris Area/Chokio-Alberta/Albertain-Alberta 1) Kenny Soderberg 12; 2) Derek Waldbeser 9; 3) Trey Hunt 11; 4) Lewis Nohl	44.67	43.92	2	5
6	Hills-Beaver Creek 1) Dewell Rauk 12; 2) Cole Baker 11; 3) Gavin Wysong 12; 4) Tyson Bork 12	44.21	44.48	2	4
7	Lake City 1) Jeremy Nguyen 12; 2) Kris Ryan 11; 3) Carter Hagedorn 12; 4) Matthew DeMars 11	44.29	44.82	2	3
8	Pillager 1) Bryson Kriegl 11; 2) Ethan Kocur 12; 3) Bryce Hutchison 11; 4) Quintin Laveau 11	45.90	44.86	1	2
9	*Moose Lake/Willow River 1) Jackson Thompson 10; 2) Grant Pettit 12; 3) Carter Johnson 12; 4) Kaden Robbins 9	45.18	44.88	1	1
10	Park Christian, Moorhead 1) Jack Weinberger 12; 2) Brenner Spaeth 10; 3) Caleb Kern 11; 4) Kyle Gorman 12	45.33	45.01	1	
11	*South Ridge/Cherry/North Woods/Northeast Rangery/North Woods 1) Isaiah Foster 12; 2) Weston Stroschein 12; 3) Tony Cummins 11; 4) Tyler Anderson 12	44.91	45.26	2	
12	Crookston 1) Ethan Boll 10; 2) Easton Tangquist 12; 3) Caden Boike 9; 4) Noah Kiel 12	45.27	45.41	1	
13	Redwood Valley, Redwood Falls 1) Blake Stephens 9; 2) Mason Clark 12; 3) Aeneas Pacheco 12; 4) Maverick Goblirsch 11	44.52	45.48	2	
14	G-F-W, Winthrop 1) Johnnie Ambrose 12; 2) Dominic Henrichs 12; 3) Valdimire Ambrose 12; 4) Treay Taylor 11	45.35	45.49	1	
15	Blue Earth Area 1) Riley Anderson 12; 2) Austin Thielfoldt 12; 3) Jacob Olson 12; 4) Jack Norman 10	45.49	45.65	1	
16	Minneapolis North Community 1) Jaren Sampson 11; 2) Caylon Redd 10; 3) Kameron Clay 9; 4) Jaivon Hill 10	45.72	46.36	1	

See Pages 66-71 for Minnesota State Meet All-Time Records, Class A Records and AA Records.

\*Denotes cooperatively sponsored program.

# CLASS A BOYS RUNNING RESULTS

## 4 x 200 Meter Relay – Timed Finals

Place	School	Seed Time	Finals	Heat	Points
1	Mora 1) Jeff Lilienthal 12; 2) Ben Wright 12; 3) Andrew Rasmusson 12; 4) Kobe Swanson 12	1:31.93	1:30.23	2	12
2	Annandale 1) Maxwell Schimelpfenig 11; 2) Alec Braun 12; 3) Gavin Polston 11; 4) Nick Hermes 12	1:31.11	1:31.00	2	10
3	Plainview-Elgin-MillvilleMillville 1) Peyton Schumacher 11; 2) Kaiden Peters 10; 3) Nick Wozney 10; 4) Kyler Bade 12	1:31.47	1:31.53	2	8
4	St. Charles 1) Noah Disbrow 11; 2) Jett Thoreson 11; 3) Cole Berends 12; 4) Luke Berends 12	1:30.87	1:31.70	2	6
5	Luverne 1) Arekel McLaughlin 12; 2) Eli Radtke 11; 3) LaShad Smith 12; 4) Ashton Sandbulte 11	1:32.79	1:31.87	2	5
6	*GMLOKS 1) Jacob Kerrins 11; 2) Luke Speer 12; 3) Blake Ludemann 12; 4) James Howard 11	1:31.78	1:31.95	2	4
7	*Providence Academy 1) Lucas Priemueller 11; 2) Seth Johnson 12; 3) Kachi Anyamele 9; 4) Grant Nelson 11	1:33.90	1:32.71	2	3
8	Pillager 1) Bryson Kriegl 11; 2) Zion Loucks 11; 3) Bryce Hutchison 11; 4) Quintin Laveau 11	1:35.22	1:33.45	1	2
9	Redwood Valley, Redwood Falls 1) Skyler Sherbon 9; 2) Mason Clark 12; 3) Aeneas Pacheco 12 4) Maverick Goblirsch 11	1:33.26	1:33.85	2	1
10	Pelican Rapids 1) Carter Johnson 10; 2) Hunter Williams 10; 3) Sebastian Centeno 11 4) Jesus Moreno 11	1:34.18	1:33.97	1	
11	*Rock Ridge 1) Ethan Zlimen 12; 2) Karson Sortedahl 12; 3) Jake Burress 11; 4) Josh Creer-Oberstar 12	1:34.38	1:34.51	1	
12	Belle Plaine 1) Bennett Rerick 12; 2) Max Larson 12; 3) Joseph Hein 12; 4) Nehemiah Juaire 12	1:35.15	1:34.78	1	
13	Fairmont 1) James Johnson 10; 2) Trey Tumbleson 10; 3) Kainen Craig 12; 4)	1:36.32	1:35.35	1	
14	Nova Classical Academy, St. Paul 1) Ethan Grace 12; 2) Parker Oelrich 11; 3) Henry Peklo 9; 4) Dhaylalan Balasubramanian 11	1:35.48	1:35.45	1	
15	Melrose Area 1) Abraham Lara 12; 2) Ethan Ettl 12; 3) Will Hoeschen 11; 4) Tyler Pohlmann 12	1:35.29	1:35.80	1	
16	*Moose Lake/Willow River 1) Jackson Thompson 10; 2) Grant Pettit 12; 3) Adam Olson 12; 4) Jaxsyn Schmidt 9	1:34.37	1:37.65	1	
–	East Grand Forks 1) Blake Moen 12; 2) Cooper Smith 10; 3) Nate Afshari 11; 4) Carter Vasek 11	1:33.30	DQ	2	

See Pages 66-71 for Minnesota State Meet All-Time Records, Class A Records and AA Records.

\*Denotes cooperatively sponsored program.



# CLASS A BOYS RUNNING RESULTS

## 4 x 400 Meter Relay – Timed Finals

Place	School	Seed Time	Finals	Heat	Points
1	Lake City 1) Kris Ryan 11; 2) Joe Kozlowski 12; 3) Reese Anderson 11; 4) Matthew DeMars 11	3:27.00	3:27.43	2	12
2	Annandale 1) Maxwell Schimelpfenig 11; 2) Alec Braun 12; 3) Gavin Polston 11; 4) Graham Zuehlke 9	3:28.49	3:27.85	2	10
3	Pine Island 1) Zack Ihde 11; 2) Mark Quintero 11; 3) Kaedyn Peterson-Rucker 12; 4) Jarod White 11	3:26.42	3:32.47	2	8
4	Thief River Falls 1) Kaden Bakken 12; 2) Jonah Kalsnes 12; 3) Isaac Mauch 10; 4) Blake Biermaier 12	3:36.31	3:33.14	1	6
5	Holy Family Catholic, Victoria 1) Jack Bauer 10; 2) Bennett Russo 10; 3) Wyatt Persful 11; 4) Joseph Richelsen 12	3:35.59	3:33.30	1	5
6	Proctor 1) Zach Schnabel 11; 2) Caleb Mattison 12; 3) John Werner 12; 4) Evan Bowen 11	3:31.28	3:34.56	2	4
7	Perham 1) Gabe Thompson 12; 2) Gareth Covington 12; 3) Elijah Morris 12; 4) Jacob McCleary 11	3:34.73	3:34.65	2	3
8	Luverne 1) Arekel McLaughlin 12; 2) Camden Janiszkeski 10; 3) LaShad Smith 12; 4) Ashton Sandbulte 11	3:32.77	3:34.97	2	2
9	*Greenway/Nashwauk-Keewatin 1) Isaiah Austad 12; 2) Bodie Jorgenson 11; 3) Taevon Wells 11; 4) Geno Uhrbom 12	3:31.93	3:35.04	2	1
10	*SWMCH/EHS 1) Jaden Barron 11; 2) Levi Van Dyken 11; 3) Aidan Schaap 9; 4) Micah Schaap 11	3:34.16	3:37.00	2	
11	St. Croix Preparatory Academy, Stillwater 1) Aidan Welsh 9; 2) Erich Schultz 11; 3) Prasoon Tandon 12; 4) Tim Nixon 12	3:36.06	3:37.47	1	
12	Legacy Christian Academy, Andover 1) Dominic Zoa 9; 2) Caleb Johnson 10; 3) Jack Domeyer 10; 4) Taaron Rudzitis 12	3:32.40	3:37.83	2	
13	Sibley East, Arlington 1) Jordan Latzke 12; 2) Garrett Kroells 11; 3) Cole Bauer 11; 4) Jose Nevarez 11	3:36.45	3:39.65	1	
14	Breck School, Golden Valley 1) Gavin Luebke 12; 2) Xander Williams 11; 3) Alden Keller 10; 4) Michael Oden 12	3:35.22	3:41.29	1	
15	Park Rapids Area 1) Josiah May 11; 2) Lane Monaghan 12; 3) Kaleb Stearns 11; 4) Nathaniel Bervig 12	3:36.79	3:41.37	1	
–	Pequot Lakes 1) Caleb Davis 12; 2) Vincenzo Sposito 11; 3) Isaak Geroy 12; 4) Cruz Megazzini 11	3:36.35	DQ	1	

See Pages 66-71 for Minnesota State Meet All-Time Records, Class A Records and AA Records.

\*Denotes cooperatively sponsored program.

# CLASS A BOYS RUNNING RESULTS

## 4 x 800 Meter Relay – Timed Finals

Place	School	Seed Time	Finals	Heat	Points
1	Park Rapids Area 1) Eli Bervig 10; 2) Kaleb Stearns 11; 3) Nathaniel Bervig 12; 4) Lane Monaghan 12	8:15.67	8:12.86	2	12
2	Nova Classical Academy 1) Ryan Roberts 12; 2) Finn McCormick 11; 3) Nikolai Farber 10; 4) Theo Andre 12	8:20.31	8:14.55	2	10
3	Lake City 1) Joe Kozlowski 12; 2) Kris Ryan 11; 3) Carson Matzke 11; 4) Reese Anderson 11	8:32.61	8:14.60	1	8
4	Pequot Lakes 1) Dawsin Ackerman 11; 2) Isaak Geroy 12; 3) Jesse Clausen 11; 4) Ethan Johnson 12	8:32.02	8:15.29	1	6
5	St. Cloud Cathedral 1) Turner Schad 11; 2) Elijah Ebel 12; 3) Ben Fromelt 10; 4) Henry Ebel 10	8:19.13	8:15.81	2	5
6	Sibley East, Arlington 1) Micah Scherer 12; 2) Trevor Parrott 10; 3) Jose Nevarez 11; 4) Joseph Ballalatak 9	8:31.64	8:23.39	1	4
7	Thief River Falls 1) Isaac Mauch 10; 2) William Maclean 8; 3) Jonah Kalsnes 12; 4) Blake Biermaier 12	8:22.97	8:23.79	2	3
8	*St. James Area 1) Juan Castaneda 12; 2) Noah Anderson 11; 3) Luis Morales 10; 4) Caleb Rivera 12	8:21.76	8:24.72	2	2
9	Albany 1) Nathan Kalthoff 12; 2) Mason Zierden 12; 3) Carter Schwalbe 9; 4) Grant Mayers 11	8:27.32	8:26.38	1	1
10	*Central MN Christian/Community Christian 1) Jeremy Brown 12; 2) Mason Groen 12; 3) Abe Larson 8; 4) Ben Van Eps 11	8:26.32	8:28.36	2	
11	*Greenway/Nashwauk-Keewatin 1) Weston Marx 12; 2) Benjamin Plackner 10; 3) Daniel Olson 11; 4) Michael Butterfield 12	8:26.78	8:30.30	1	
12	*Lac qui Parle Valley/Dawson-Boyd 1) Darius Fenske 12; 2) Caleb Johnson 12; 3) Payton Sterud 11; 4) Hunter Martinson 12	8:25.13	8:31.29	2	
13	St. Croix Preparatory Academy, Stillwater 1) Aidan Welsh 9; 2) Erich Schultz 11; 3) Tim Nixon 12; 4) Prasoon Tandon 12	8:31.63	8:33.04	1	
14	Pine Island 1) Sam Johnson 11; 2) Braxton Osterhaus 10; 3) Will Cobb 12; 4) Brandt Konik	8:35.48	8:34.04	1	
15	*Moose Lake/Willow River 1) Zach Youngs 11; 2) Daniel Mikrot 10; 3) Joseph Mikrot 11; 4) Maverick Koecher 12	8:20.85	8:35.92	2	
16	Minnewaska Area, Glenwood 1) Noah Danielson 11; 2) Connor Nestor 12; 3) Ike Koenig 11; 4) Maeson Tank 9	8:47.49	8:47.14	1	

See Pages 66-71 for Minnesota State Meet All-Time Records, Class A Records and AA Records.

\*Denotes cooperatively sponsored program.

# CLASS A BOYS FIELD RESULTS

## High Jump – Five (5) alive procedure

### CONTINUOUS FLIGHTS (5 ALIVE)

Opening height 5'10" – 2" increments until nine remain, then 1" increments

Place	Name	Grade	School	Seed Mark	Finals	Points
1	Peyton Johnsrud	12	Minnewaska Area, Glenwood	6-03.00	6-07.00	12
2	Josh Creer-Oberstar	12	*Rock Ridge	6-04.00	6-07.00	10
3	Jory Peters	11	Minneapolis North Community	6-00.00	6-03.00	8
4	Alec Braun	12	Annandale	6-01.00	6-03.00	6
5	Zach McGlynn	12	*West Marshall	6-01.00	6-03.00	5
6	Chris Pieper		*Caledonia/Spring	6-01.00	6-02.00	4
7	Henry Skinner	10	Rockford	6-01.00	6-00.00	2.50
7	Riley Ashburn	12	*MACCRAY/RCW	6-01.00	6-00.00	2.50
9	Carter Zezulka	10	Esko	5-11.00	6-00.00	1
10	Gerald Melin	10	*Red Lake County	5-11.00	6-00.00	
11	Anthony Marsh	12	Sauk Centre	6-01.00	6-00.00	
11	Dylan Serreyne	11	Windom Area	5-11.00	6-00.00	
13	Kaiden Peters	10	Plainview-Elgin-Millville	6-01.00	5-10.00	
14	Andrew Siegle	10	Belle Plaine	6-02.00	5-10.00	
–	Tayvaire Davis	12	Watertown-Mayer	6-00.00	NH	
–	Aaden Ross-Sax	11	Eagle Ridge Academy, Minnetonka	5-10.00	DNS	

## Pole Vault – Five (5) alive procedure

### CONTINUOUS FLIGHTS (5 ALIVE)

Opening height 10'6" – 6" increments until nine remain, then 3" increments

Place	Name	Grade	School	Seed Mark	Finals	Points
1	Jarod White	11	Pine Island	16-00.00	◆ ★ 15-09.00	12
2	Levi Richter	11	Perham	13-06.00	13-09.00	10
3	Zach McGlynn	12	*West Marshall	12-01.00	13-06.00	8
4	Gavin Gullikson	11	*West Marshall	13-01.00	13-06.00	6
5	Parker Helmbrecht	12	Howard Lake-Waverly-Winsted	13-07.00	13-06.00	5
6	Brian Schloeder	9	Rockford	13-07.00	13-00.00	4
7	Jett Thoreson	11	St. Charles	13-07.00	12-06.00	2.50
7	Nick Nierenhausen	11	Crosby-Ironton	12-06.00	12-06.00	2.50
9	Jacob Cahill	12	Janesville-Waldorf-Pemberton	12-07.00	12-06.00	1
10	Jackson Thompson	10	*Moose Lake/Willow River	13-00.00	12-00.00	
11	Josh Brinkman	11	Melrose Area	13-00.00	12-00.00	
12	Eli Radtke	11	Luverne	13-01.00	12-00.00	
13	Colin Craig	9	The Blake School, Minneapolis	10-00.00	11-00.00	
14	Jack Cahill	10	Janesville-Waldorf-Pemberton	11-07.00	10-06.00	
--	Austin Frank	12	*BOLD/BLH	13-01.00	NH	
--	Joseph Arens	9	St. Croix Preparatory Academy, Stillwater	9-06.00	NH	

◆ New Class A State Meet Record    ★ Denotes New All-Time State Meet Record

See Pages 66-71 for Minnesota State Meet All-Time Records, Class A Records and AA Records.

\*Denotes cooperatively sponsored program.



# CLASS A BOYS FIELD RESULTS

## Long Jump – Each competitor will be allowed four (4) total trials

Place	Name	Grade	School	Seed Mark	Finals	Wind	Flight	Points
1	Joshua Finseth	11	Dilworth-Glyndon-Felton	21-09.00	21-03.25	1.4	2	12
2	Micah Schaap	11	*SWMCH/EHS	22-04.75	21-02.75	1.0	2	10
3	Kobe Swanson	12	Mora	21-11.25	21-02.25	+0.0	2	8
4	Kaden McNiff	11	Floodwood	20-01.00	20-10.25	-1.3	1	6
5	Spencer Lade	12	Howard Lake-Waverly-Winsted	20-07.00	20-09.50	0.6	1	5
6	Anthony Marsh	12	Sauk Centre	21-01.50	20-09.25	1.1	2	4
7	Matthew DeMars	11	Lake City	21-08.00	20-05.25	1.7	2	3
8	Simon Swenson	11	New Life Academy of Woodbury	21-04.25	20-03.25	1.4	2	2
9	Colby Larson	12	Rothsay	21-08.25	20-00.75	-0.1	2	1
10	Ivan Starchook	12	St. Paul Academy and Summit School	21-03.25	19-11.75	1.8	2	
11	Carter Johnson	12	*Moose Lake/Willow River	20-04.50	19-10.50	+0.0	1	
12	Tayvaire Davis	12	Watertown-Mayer	20-05.00	19-07.25	-1.4	1	
13	Riley Ashburn	12	*MACCRAY/RCW	21-00.00	19-05.00	+0.0	1	
14	Quintin Laveau	11	Pillager	20-00.50	19-04.25	-0.4	1	
15	Zach Pazdernik	11	Sibley East, Arlington	19-06.50	19-03.50	-0.7	1	
16	Steele Tebay	11	Hayfield	20-07.25	18-06.50	-0.8	1	

---

## Triple Jump – Each competitor will be allowed four (4) total trials

Place	Name	Grade	School	Seed Mark	Finals	Wind	Flight	Points
1	Kaden McNiff	11	Floodwood	42-09.75	45-03.25	0.8	2	12
2	Joshua Finseth	11	Dilworth-Glyndon-Felton	45-03.00	44-03.75	2.3	2	10
3	Micah Schaap	11	*SWMCH/EHS	43-08.00	43-07.25	3.2	2	8
4	Ben Snyder	12	*L/FC/MC	42-05.25	43-04.75	2.2	2	6
5	Lathaniel Kroschel	12	Hinckley-Finlayson	42-08.75	42-03.00	0.8	2	5
6	Laden Nerison	11	Kenyon-Wanamingo	42-05.50	42-02.50	2.3	2	4
7	Max Reis	11	Spectrum, Elk River	44-05.00	42-02.50	+0.0	2	3
8	Connor Johnsrud	12	Minnewaska Area, Glenwood	42-10.00	41-11.25	-0.5	2	2
9	Harrison Nistler	12	McGregor	40-03.25	41-05.75	0.8	1	1
10	Ben Van Eps	11	*Central MN Christian/Community Christian	42-05.00	41-00.50	0.9	1	
11	Zach Jackson	12	Lester Prairie	40-06.00	40-09.50	1.4	1	
12	Kai Ashmoore	11	Walker-Hackensack-Akeley	41-01.75	40-04.00	2.3	1	
13	Joe Nedoroscik	10	Browerville	41-02.75	39-09.50	0.3	1	
14	Nicholas Nix	12	*Minnehaha Academy	41-03.00	39-06.50	-0.2	1	
15	Griffin Paulsen	10	St. Croix Lutheran Academy, West St. Paul	39-07.50	39-04.75	1.9	1	
16	Andrew Siegle	10	Belle Plaine	41-03.50	38-11.50	0.5	1	

See Pages 66-71 for Minnesota State Meet All-Time Records, Class A Records and AA Records.

\*Denotes cooperatively sponsored program.

# CLASS A BOYS FIELD RESULTS

## Shot Put – Each competitor will be allowed four (4) total trials

Place	Name	Grade	School	Seed Mark	Finals	Flight	Points
1	Tony Nelson	11	Tracy-Milroy-Balaton	54-11.00	59-02.25	2	12
2	Leo Silha	12	Plainview-Elgin-Millville	57-10.00	58-04.00	2	10
3	Gage Stankiewicz	12	Esko	49-05.50	51-02.50	2	8
4	Evan Larsen	12	Concordia Academy, Roseville	49-08.00	50-08.25	2	6
5	Jack Wicht	12	*Providence Academy	49-05.50	49-09.25	2	5
6	Francis O'Malley	9	Montevideo	48-10.50	49-03.00	1	4
7	Gavin Johnson	12	Breckenridge	48-01.25	49-00.75	1	3
8	Riley Paul	11	*GMLOKS	51-10.50	48-10.00	2	2
9	Ryan Retzer	10	Belle Plaine	47-04.00	48-02.75	1	1
10	Trevor Christensen	12	East Central, Finlayson	51-07.25	48-00.25	2	
11	Hank Artz	8	Fairmont	48-10.75	47-08.75	1	
12	Jackson Fischer	12	Sauk Centre	48-00.75	47-06.25	1	
12	Tristan Hill	11	Park Rapids Area	47-01.50	47-06.25	1	
14	Brady Skeim	11	*BGMR/Freeze	43-03.25	46-07.50	1	
15	Cody Jantzen	12	International Falls	47-08.00	46-04.50	1	
16	Landon Wagner	12	Litchfield	50-11.25	46-04.00	2	

---

## Shot Put Wheelchair – Each competitor will be allowed four (4) total trials

Place	Name	Grade	School	Seed Mark	Finals	Points	Category
1	Peyton Gunnarson	12	Lewiston-Altura	18-04.50	18-07.75	1	Cat 1
1	James Hagen	10	*River Valley	7-09.00	7-10.50	1	Cat 2
3	Toby Hagen	8	*River Valley	7-06.50	7-00.25		Cat 2

See Pages 66-71 for Minnesota State Meet All-Time Records, Class A Records and AA Records.

\*Denotes cooperatively sponsored program.

# CLASS A BOYS FIELD RESULTS

## Discus – Each competitor will be allowed four (4) total trials

Place	Name	Grade	School	Seed Mark	Finals	Flight	Points
1	Will Tschetter	12	Stewartville	146-09	175-07	2	12
2	Deekon Anvid	12	*South Ridge/Cherry/North Woods/Northeast Range	162-04	168-07	2	10
3	Leo Silha	12	Plainview-Elgin-Millville	181-04	164-11	2	8
4	Gage Stankiewicz	12	Esko	166-04	164-04	2	6
5	Ethan Fischer	11	Maple River, Mapleton	179-08	161-00	2	5
6	Trevor Christensen	12	East Central, Finlayson	154-07	149-00	2	4
7	Jackson Burdorf	12	Sibley East, Arlington	143-07	147-05	1	3
8	Tony Nelson	11	Tracy-Milroy-Balaton	146-05	141-11	1	2
9	Luke Sugalski	11	The Blake School, Minneapolis	138-02	141-01	1	1
10	Francis O'Malley	9	Montevideo	149-02	140-09	2	
11	Tristan Hill	11	Park Rapids Area	155-02	140-08	2	
12	Evan Larsen	12	Concordia Academy, Roseville	135-03	139-05	1	
13	Gavin Johnson	12	Breckenridge	143-11	137-00	1	
14	Brady Skeim	11	*BGMR/Freeze	132-08	135-11	1	
15	TJ Christensen	9	Litchfield	140-02	127-04	1	
–	Jackson Fischer	12	Sauk Centre	139-02	FOUL	1	

---

## Discus Wheelchair – Each competitor will be allowed four (4) total trials

Place	Name	Grade	School	Seed Mark	Finals	Points	Category
1	Aidan Gravelle	11	*Mankato Loyola/Cleveland	47-11	48-02	1	Cat 1
1	Toby Hagen	8	*River Valley	16-02	17-06	1	Cat 2
2	Tyler Gunnarson	8	Lewiston-Altura	33-09	33-00		Cat 1

See Pages 66-71 for Minnesota State Meet All-Time Records, Class A Records and AA Records.

\*Denotes cooperatively sponsored program.



# DON'T SHARE IT, WEAR IT.



Even though things are opening up,  
we can't let down our guard.  
If you're not fully vaccinated yet,  
continue wearing a mask in public  
to help slow the spread of COVID-19.



# Fleet Farm®

**We're your one-stop shop! Here's what you'll find:**

- Automotive & fuel center
- Family apparel & footwear
- Lawn & garden/seasonal
- Housewares
- Snacks & candy
- Pet & wild bird
- Hardware
- Farm
- Sporting goods

**Fleet  Farm.**

**\$10 OFF** an in-store purchase of \$50 or more

Offer good May 28 - July 23, 2021

Use Code **MSHSL21** to buy online and pick up in store

Limit 1 offer per customer, per visit. No photocopies or facsimiles will be accepted. Coupon must be presented at the time of purchase and must be surrendered upon redemption. Total purchase must reach \$50 or more before state and local taxes. No adjustments to prior purchases. Returns will be credited as purchase price less the discount, and discount will be forfeited. Cannot be used in conjunction with Buy Get offer, or other coupons. Not redeemable on fuel, lottery tickets, tobacco, alcohol, gift cards, tickets, permits, registrations, licenses, warranties, Carhartt®, Striker®, YETI®, or Weber® items. Other exclusions may apply. See store for details.



3752

1 2 7 5 6

Visit us at [FleetFarm.com](http://FleetFarm.com)

# CLASS A GIRLS RUNNING RESULTS

## 100 Meter Dash – Timed Finals

Place	Name	Grade	School	Seed Time	Finals	Wind	Heat	Points
1	Anisa Thompson	11	The Blake School, Minneapolis	12.53	12.23	1.5	2	12
2	Cassia Cady	11	Rockford	12.64	12.25	1.5	2	10
3	Ellie Sonju	10	Glencoe-Silver Lake	12.75	12.37	1.5	2	8
4	Anika Reiland	10	*GMLOKS	12.60	12.48	1.5	2	6
5	Mehlayna Straub	10	Southwest Christian, Chaska	13.00	12.52	1.9	1	5
6	Hannah Cornelius	12	Braham	12.79	12.56	1.5	2	4
7	Ava Phrakonkham	8	*Bagley/Fosston	12.75	12.57	1.5	2	3
8	Brooke Hohenecker	9	*Providence Academy	12.72	12.61	1.5	2	2
9	Lydia Fynboh	10	*Morris Area/Chokio-Alberta	12.87	12.64	1.9	1	1
10	Emily Rengo	11	Esko	13.07	12.66	1.9	1	
11	Amanda Iverson	12	La Crescent-Hokah	12.75	12.82	1.5	2	
12	Emily Kaiser	11	Minnewaska Area, Glenwood	12.83	12.94	1.5	2	
13	Elli Theel	10	Mesabi East, Aurora	13.21	12.99	1.9	1	
14	Anna Suda	10	*SWMCH/EHS	13.33	13.27	1.9	1	
15	Hannah Schjenken	12	Redwood Valley, Redwood Falls	13.20	13.34	1.9	1	
–	Sophie Helgeson	12	Roseau	12.96	SCR			

## 100 Meter Wheelchair – Timed Finals

Place	Name	Grade	School	Seed Time	Finals	Wind	Points
1	Emily Sullivan	11	*LeSueur-Henderson	33.45	38.55	-1.4	1

## 200 Meter Dash – Timed Finals

Place	Name	Grade	School	Seed Time	Finals	Wind	Heat	Points
1	Anisa Thompson	11	The Blake School, Minneapolis	25.58	25.46	0.6	2	12
2	Ellie Sonju	10	Glencoe-Silver Lake	26.08	25.65	0.6	2	10
3	Shaina Zinter	11	Concordia Academy, Roseville	25.52	25.86	0.6	2	8
4	Sara Byers	12	Rockford	26.24	25.91	0.6	2	6
5	Anika Reiland	10	*GMLOKS	25.79	26.31	0.6	2	5
6	Lindsey Root	12	St. Charles	25.81	26.323	0.6	2	4
7	Mehlayna Straub	10	Southwest Christian, Chaska	26.21	26.326	0.6	2	3
8	Brooklyn Brouse	12	Thief River Falls	25.82	26.43	0.6	2	2
9	Hannah Cornelius	12	Braham	26.25	26.63	0.6	2	1
10	Ava Phrakonkham	8	*Bagley/Fosston	26.32	26.78	0.4	1	
11	Ava Fink	11	*Rock Ridge	26.87	27.39	0.4	1	
12	Emily Kaiser	11	Minnewaska Area, Glenwood	27.45	27.51	0.4	1	
13	Tessa Stanek	11	Osakis	27.16	27.57	0.4	1	
14	Taryn Rauk	12	Hills-Beaver Creek	27.25	27.67	0.4	1	
15	Kaitlyn McConnell	8	Esko	26.89	27.78	0.4	1	
16	Jessica Novotny	12	*BOLD/BLH	27.27	28.23	0.4	1	

## 200 Meter Wheelchair – Timed Finals

Place	Name	Grade	School	Seed Time	Finals	Wind	Points
1	Emily Sullivan	11	*LeSueur-Henderson	1:22.77	1:15.89	3.4	1

See Pages 66-71 for Minnesota State Meet All-Time Records, Class A Records and AA Records.

\*Denotes cooperatively sponsored program.

# CLASS A GIRLS RUNNING RESULTS

## 400 Meter Dash – Timed Finals

Place	Name	Grade	School	Seed Time	Finals	Heat	Points
1	Ellie Kuechle	10	*Eden Valley-Watkins/Kimball	57.49	57.34	2	12
2	Maia Peterson	12	Stewartville	57.49	57.36	2	10
3	Courtney Werner	12	Proctor	58.77	58.24	2	8
4	Lizzy Schmidt	12	Belle Plaine	58.92	58.54	2	6
5	Addison Hoof	8	Lester Prairie	58.48	59.09	2	5
6	Hannah Cornelius	12	Braham	58.73	59.13	2	4
7	Gracie Zewiske	12	Luverne	58.73	59.38	2	3
8	Tatianna Wiley	12	Pelican Rapids	59.59	59.51	2	2
9	Brielle Ruen	11	*L/FC/MC	58.68	59.87	2	1
10	Brooke Hohenecker	9	*Providence Academy	1:00.38	1:00.04	1	
11	Kira Fallert	12	Concordia Academy, Roseville	1:00.57	1:00.42	1	
12	Amber Collins	8	Wadena-Deer Creek	1:00.36	1:00.52	1	
13	Makenna Kleiman	12	Proctor	1:02.30	1:01.90	1	
14	Marin Roragen	11	Fertile-Beltrami	1:00.37	1:01.96	1	
15	Gracie Bucher	12	Windom Area	1:01.02	1:02.62	1	
16	McKenzie Luetmer	10	Minnewaska Area, Glenwood	1:00.45	1:03.59	1	

---

## 800 Meter Run – Timed Finals

Place	Name	Grade	School	Seed Time	Finals	Heat	Points
1	Grace Drietz	11	*Canby/Minneota	2:16.49	2:17.36	2	12
2	Katrina Sortland	10	Zumbrota-Mazeppa	2:17.34	2:17.87	2	10
3	Morgan Gehl	12	*Heron Lake-Okabena/Fulda	2:18.56	2:20.29	2	8
4	Reanna Cruz	10	Legacy Christian Academy, Andover	2:18.90	2:20.89	2	6
5	Adrienne Foell	12	Spectrum, Elk River	2:20.26	2:22.945	2	5
6	Olivia Danielson	7	Minnewaska Area, Glenwood	2:23.27	2:22.946	2	4
7	Madison Daly	11	*St. Clair/Immanuel Lutheran	2:25.47	2:23.85	1	3
8	Rebekah Muhlenkamp	12	*Upsala/Swanville	2:23.54	2:24.38	2	2
9	McKenna Hendrickson	10	*GMLOKS	2:23.65	2:24.71	2	1
10	Faith Rustad	11	*United Clay Becker	2:26.76	2:24.87	1	
11	Emma Kelly	11	*Providence Academy	2:28.25	2:26.01	1	
12	Ingrid Hexum	11	Esko	2:27.34	2:26.31	1	
13	Malina Koepp	11	Belle Plaine	2:26.30	2:27.23	1	
14	Lindsey Rotz	9	Barnesville	2:24.23	2:28.91	2	
15	Riley Walsh	12	Breck School, Golden Valley	2:29.38	2:37.50	1	
–	Morgan Binsfield	12	Proctor	2:26.55	DNS	1	

See Pages 66-71 for Minnesota State Meet All-Time Records, Class A Records and AA Records.

\*Denotes cooperatively sponsored program.



# CLASS A GIRLS RUNNING RESULTS

## 1600 Meter Run – Timed Finals

Place	Name	Grade	School	Seed Time	Finals	Points
1	Grace Drietz	11	*Canby/Minneota	5:01.96	5:00.45	12
2	Morgan Gehl	12	*Heron Lake-Okabena/Fulda	4:58.74	5:00.71	10
3	Laura Thompson	11	Fairmont	5:07.66	5:04.65	8
4	Olivia Goebel	9	Albany	5:06.81	5:05.09	6
5	Natasha Sortland	10	Zumbrota-Mazeppa	5:15.99	5:05.30	5
6	Jade Rypkema	10	Nevis	5:08.52	5:13.11	4
7	Emma Kelly	11	*Providence Academy	5:29.56	5:13.63	3
8	Caroline Kuehne	9	Long Prairie-Grey Eagle	5:27.56	5:14.09	2
9	Lindsey Rotz	9	Barnesville	5:15.72	5:20.12	1
10	Grace Moeller	11	*LCWM/Nicollet	5:19.22	5:22.00	
11	Calia Chaney	9	Pequot Lakes	5:12.25	5:30.83	
12	Morgan Binsfield	12	Proctor	5:23.96	5:31.21	
13	Mary Miller	12	Maple Lake	5:23.60	5:31.46	
14	Monica Groppel	11	Trinity School at River Ridge, Eagan	5:33.84	5:39.71	
15	Kate Nelson	9	Mountain Iron-Buhl	5:24.80	5:40.35	
16	Brooklyn Radtke	11	Pine Island	5:27.43	5:41.52	

---

## 3200 Meter Run – Timed Finals

Place	Name	Grade	School	Seed Time	Finals	Points
1	Jade Rypkema	10	Nevis	12:00.42	10:54.32	12
2	Laura Thompson	11	Fairmont	11:17.67	10:54.40	10
3	Amanda Overgaauw	10	Murray County Central, Slayton	11:00.45	10:55.12	8
4	Natasha Sortland	10	Zumbrota-Mazeppa	11:23.63	10:56.25	6
5	Tenley Nelson	11	Luverne	11:06.38	11:08.71	5
6	Jenna DeBates	9	Luverne	11:06.52	11:11.78	4
7	Kristine Kalthoff	12	Albany	11:42.80	11:27.29	3
8	Kyanna Burton	9	Staples-Motley	12:28.14	11:38.50	2
9	Carly Chaney	11	Pequot Lakes	12:04.63	11:41.12	1
10	Sonja Semling	8	Cotter, Winona	11:48.51	11:42.81	
11	Mary Miller	12	Maple Lake	11:31.98	11:50.03	
12	Greta Hansen	10	Math & Science Academy, Woodbury	11:48.87	11:58.91	
13	Katie Hartke	9	Martin County West, Sherburn	11:46.25	12:01.07	
14	Molly Liston	11	The Blake School, Minneapolis	12:00.87	12:12.63	
15	Lydia Floden	10	East Grand Forks	12:40.04	12:21.66	
16	Liz Nelson	9	Mountain Iron-Buhl	12:29.53	12:22.87	
17	Lizzy Harnell	8	Proctor	12:13.53	12:24.65	

See Pages 66-71 for Minnesota State Meet All-Time Records, Class A Records and AA Records.

\*Denotes cooperatively sponsored program.

# CLASS A GIRLS RUNNING RESULTS

## 100 Meter Hurdles – Timed Finals

Place	Name	Grade	School	Seed Time	Finals	Wind	Heat	Points
1	Shaina Zinter	11	Concordia Academy, Roseville	14.68	14.29	4.8	2	12
2	Nyalaam Jok	12	Annandale	15.10	14.77	4.8	2	10
3	Hailey Hindt	12	*GMLOKS	15.55	15.04	4.8	2	8
4	Breanna Kressin	11	Crookston	15.98	15.252	4.8	2	6
5	Lauren Dimler	11	Janesville-Waldorf-Pemberton	15.74	15.256	4.8	2	5
6	Elle Geislinger	12	*Eden Valley-Watkin/Kimball	15.70	15.45	4.8	2	4
7	Ellie Hernes	11	Fairmont	16.05	15.73	4.8	2	3
8	Ashley Veronen	12	Lake City	16.06	15.77	4.8	2	2
9	Nayeli Williams	12	Brooklyn Center	16.39	15.77	1.6	1	1
10	Neva Polo	12	Floodwood	16.34	15.99	1.6	1	
11	Gabby Hrdlicka	11	*United North Central	16.08	16.19	4.8	2	
12	Jessa Kimman	10	Pillager	16.31	16.35	1.6	1	
13	Samantha Untiedt	9	*Heron Lake-Okabena/Fulda	16.98	16.52	1.6	1	
14	Gwendolyn Lilly	9	Esko	16.86	17.04	1.6	1	
15	Emily Pederson	12	*West Marshall	16.74	17.19	1.6	1	
16	Braelyn Kracht	11	*SWMCH/EHS	17.16	17.29	1.6	1	

## 300 Meter Hurdles – Timed Finals

Place	Name	Grade	School	Seed Time	Finals	Wind	Heat	Points
1	Shaina Zinter	11	Concordia Academy, Roseville	43.10	43.51	2	12	
2	Emma Borowicz	12	Crookston	46.12	45.16	2	10	
3	Brooklyn Brouse	12	Thief River Falls	45.38	45.21	2	8	
4	Hailey Hindt	12	*GMLOKS	45.80	45.72	2	6	
5	Lauren Dimler	11	Janesville-Waldorf-Pemberton	46.72	47.15	2	5	
6	Neva Polo	12	Floodwood	47.10	47.62	2	4	
7	Brooke Baumann	11	Howard Lake-Waverly-Winsted	47.80	47.65	1	3	
8	Nayeli Williams	12	Brooklyn Center	47.81	47.73	1	2	
9	Avery Koenen	10	Montevideo	48.20	47.85	1	1	
10	Regan Feit	12	Luverne	46.51	47.86	2		
11	Elianna Aberra	11	Spectrum, Elk River	47.61	47.92	2		
12	Ellie Hernes	11	Fairmont	48.38	48.71	1		
13	Kaylie Rath	12	*Morris Area/Chokio-Alberta	48.37	49.01	1		
14	Ashley Veronen	12	Lake City	47.21	49.12	2		
15	Emma Kovarik	11	Minnewaska Area, Glenwood	48.86	49.69	1		
16	Merlea Mrozik	12	Marshall School, Duluth	47.80	49.99	1		

See Pages 66-71 for Minnesota State Meet All-Time Records, Class A Records and AA Records.

\*Denotes cooperatively sponsored program.

# CLASS A GIRLS RUNNING RESULTS

## 4 x 100 Meter Relay – Timed Finals

Place	School	Seed Time	Finals	Heat	Points
1	Rockford 1) Sara Byers 12; 2) Aliyah Robran 11; 3) Elise Biorn 10; 4) Cassia Cady 11	50.57	49.88	2	12
2	The Blake School, Minneapolis 1) Betsy Fries 11; 2) Amelia Reyes 12; 3) Carly Shoemate 11; 4) Anisa Thompson 11	50.75	50.02	2	10
3	Annandale 1) Trina Peterson 12; 2) Lily Conte 12; 3) Alicia Henson 11; 4) Nyalaam Jok 12	50.85	50.26	2	8
4	Rochester Lourdes 1) Grace Buntrock 10; 2) Paige Gallagher 12; 3) Ella Shedivy 8; 4) CJ Adamson 11	50.46	50.56	2	6
5	Esko 1) Allison Thornton 12; 2) Kaitlyn McConnell 8; 3) Gwendolyn Lilly 9; 4) Emily Rengo 11	52.21	50.79	1	5
6	*Morris Area/Chokio-Alberta 1) Olivia Lebrija 11; 2) Crystal Nohl 12; 3) Ruby Swenson 9; 4) Lydia Fynboh 10	52.11	51.08	1	4
7	Mesabi East, Aurora 1) Hannah Hannuksela 12; 2) Kora Forsline 11; 3) Kailey Fossell 12; 4) Elli Theel 10	51.44	51.13	2	3
8	Belle Plaine 1) Sydney Meyer 11; 2) Elissa Moonen 11; 3) Bella Haefner 10; 4) Rylee Bell 10	51.75	51.67	1	2
9	Minnewaska Area, Glenwood 1) Masie Jordan 12; 2) Mya Lindeman 10; 3) Ava Chevalier 11; 4) Emily Kaiser 11	52.34	51.92	1	1
10	*GMLOKS 1) Anna Oehlke 11; 2) Ellie Buchholtz 12; 3) Madison Hindt 12; 4) Chantle Reiland 8	50.93	51.97	2	
11	*Bagley/Fosston 1) Chloe McLean 11; 2) Isabella Warmbold 9; 3) Lauren Sekely 10; 4) Ava Phrakonkham 8	51.71	51.98	2	
12	Hills-Beaver Creek 1) Abigail Harris 7; 2) Ashlee Kelderman 12; 3) Layla Deelstra 9; 4) Taryn Rauk 12	51.74	52.05	2	
13	Redwood Valley, Redwood Falls 1) Cali Johnson 8; 2) Hannah Schjenken 12; 3) Kate Ahrens 11; 4) Avery Wilson 9	51.37	52.14	2	
14	Barnesville 1) Emily Smith 10; 2) Sydney Rustad 11; 3) Anika Cossette 7; 4) Samantha Passa 12	51.86	52.55	1	
15	Breck School, Golden Valley 1) Gabrielle Johansson 11; 2) Amelia Bras 10; 3) Grace Pohlidal 9; 4) Melanie Oden 12	52.71	53.63	1	
–	Fairmont 1) Karalyn Closs 12; 2) Brooklyn Meyer 12; 3) Ellie Schultze 11; 4) Sabrina Segar 12	52.79	DQ	1	

See Pages 66-71 for Minnesota State Meet All-Time Records, Class A Records and AA Records.

\*Denotes cooperatively sponsored program.

# CLASS A GIRLS RUNNING RESULTS

## 4 x 200 Meter Relay – Timed Finals

Place	School	Seed Time	Finals	Heat	Points
1	*GMLOKS 1) Anna Oehlke 11; 2) Hailey Hindt 12; 3) Chantle Reiland 8; 4) Anika Reiland 10	1:46.82	1:44.41	2	12
2	Thief River Falls 1) Kendra Mehrkens 9; 2) Dominica Bernstein 12; 3) Jeanne Olson 11; 4) Brooklyn Brouse 12	1:47.08	1:44.94	2	10
3	Rockford 1) Sara Byers 12; 2) Aliyah Robran 11; 3) Elise Biorn 10; 4) Cassia Cady 11	1:47.17	1:45.45	2	8
4	Belle Plaine 1) Tavashia Hill 9; 2) McKenna Ziemke 11; 3) Bella Haefner 10; 4) Lizzy Schmidt 12	1:48.11	1:45.73	2	6
5	Stewartville 1) Jaidyn Brower 12; 2) Maia Peterson 12; 3) Hailey Lewis 12; 4) Jolie Stecher 12	1:45.97	1:45.89	2	5
6	Glencoe-Silver Lake 1) Brooklyn Christianson 9; 2) Mylea Monahan 8; 3) Malayh Metcalf 11; 4) Ellie Sonju 10	1:47.66	1:46.16	2	4
7	Mesabi East, Aurora 1) Kiarra Moehlenbrock 12; 2) Hannah Hannuksela 12; 3) Lindsey Baribeau 11; 4) Kora Forsline 11	1:48.12	1:47.63	2	3
8	Fertile-Beltrami 1) Emma Tollefson 12; 2) Katrina Hitchen 7; 3) Kim Hitchen 10; 4) Marin Roragen 11	1:47.53	1:48.10	2	2
9	*SWMCH/EHS 1) Haley Wieck 11; 2) Kierra Binford 10; 3) Anna Suda 10; 4) Ellie Decker 10	1:48.81	1:48.73	1	1
10	Luverne 1) Sarah Stegenga 9; 2) Isabella Oye 10; 3) Christina Wagner 10; 4) Gracie Zewiske 12	1:48.35	1:49.14	1	
11	Proctor 1) Kelsey Tangen 9; 2) Jaime Haugen 12; 3) Makenna Kleiman 12; 4) Courtney Werner 12	1:48.81	1:49.30	1	
12	*Ottetail Central 1) Erika Heibel 10; 2) Ally Hart 10; 3) Brooke Hovland 12; 4) Grace VanErp 11	1:49.80	1:49.75	1	
13	Breckenridge 1) Riley Finkral 11; 2) Grace Conzemius 12; 3) Taylor Bommersbach 11; 4) Parker Yaggie 7	1:50.57	1:49.81	1	
14	Breck School, Golden Valley 1) Gabrielle Johansson 11; 2) Amelia Bras 10; 3) Grace Pohlidal 9; 4) Melanie Oden 12	1:50.11	1:51.00	1	
15	*Mounds Park Academy 1) Zoe Mulvihill 10; 2) Kensi Binstadt 10; 3) Nora Pederson 9; 4) Izzy Quam 12	1:50.87	1:51.66	1	
–	Litchfield 1) Lillia Chvatal 10; 2) Raina Kaping 10; 3) Vail Kaping 12; 4) Lily Osterberg 12	1:48.01	DQ	2	

See Pages 66-71 for Minnesota State Meet All-Time Records, Class A Records and AA Records.

\*Denotes cooperatively sponsored program.



# CLASS A GIRLS RUNNING RESULTS

## 4 x 400 Meter Relay – Timed Finals

Place	School	Seed Time	Finals	Heat	Points
1	Stewartville 1) Haylie Strum 10; 2) Taylor Klement 9; 3) Hailey Lewis 12; 4) Maia Peterson 12	4:01.76	4:01.18	2	12
2	Fertile-Beltrami 1) Kim Hitchen 10; 2) Grace Proulx 8; 3) Emma Tollefson 12; 4) Marin Roragen 11	4:04.79	4:03.62	2	10
3	Belle Plaine 1) Tavashia Hill 9; 2) McKenna Ziemke 11; 3) Malina Koepp 11; 4) Lizzy Schmidt 12	4:08.42	4:05.88	2	8
4	Spectrum, Elk River 1) Makayla Harmer 11; 2) Grace Beck 10; 3) Adrienne Foell 12; 4) Elianna Aberra 11	4:06.07	4:06.70	2	6
5	Luverne 1) Regan Feit 12; 2) Tiana Lais 10; 3) Tenley Nelson 11; 4) Gracie Zewiske 12	4:06.88	4:07.26	2	5
6	Pelican Rapids 1) Tori Stephenson 11; 2) Chloe Paulson 12; 3) Anna Stephenson 12; 4) Tatianna Wiley 12	4:07.53	4:08.93	2	4
7	Proctor 1) Hope Carlson 10; 2) Morgan Binsfield 12; 3) Makenna Kleiman 12; 4) Courtney Werner 12	4:09.85	4:11.73	2	3
8	*L/FC/MC 1) Morgan Pickett 11; 2) Lillyan Kiehne 7; 3) Macayla Brogle 11; 4) Brielle Ruen 11	4:07.16	4:12.83	2	2
9	Minnewaska Area, Glenwood 1) Kristen Glover 12; 2) Makena Thoen 10; 3) Olivia Danielson 7; 4) McKenzie Luetmer 10	4:17.60	4:12.87	1	1
10	Pequot Lakes 1) Veronica Broskovetz 10; 2) Isabel Larson 9; 3) Lydia Hubbard 12; 4) Calia Chaney 9	4:14.05	4:13.71	1	
11	*Canby/Minneota 1) RyAnn Hansen 11; 2) Claire Stoks 8; 3) Braelyn Merritt 9; 4) Grace Drietz 11	4:10.17	4:15.33	2	
12	*Mounds Park Academy 1) Zoe Mulvihill 10; 2) Cara Sajevic 10; 3) Nora Pederson 9; 4) Izzy Quam 12	4:15.86	4:16.11	1	
13	*South Ridge/Cherry/North Woods/Northeast Range 1) Kenna Ridge 10; 2) Jaden Ellefson 11; 3) Jillian Sajdak 10; 4) Ana Ridge 11	4:12.51	4:19.20	1	
14	*LCWM/Nicollet 1) Savannah Klockziem 8; 2) Avery Voges 9; 3) Katelin Flack 9; 4) Ella Voges 9	4:17.43	4:22.36	1	
15	*Providence Academy 1) Aly Marshall 10; 2) Simone Lundquist 12; 3) Emma Kelly 11; 4) Brooke Hohenecker 9	4:13.84	4:24.43	1	
16	*Eden Valley-Watkins/Kimball 1) Katie Ruhland 10; 2) Brookelyn Kuechle 9; 3) Ellie Becker 8; 4) Ellie Kuechle 10	4:10.50	4:26.25	1	

See Pages 66-71 for Minnesota State Meet All-Time Records, Class A Records and AA Records.

\*Denotes cooperatively sponsored program.

# CLASS A GIRLS RUNNING RESULTS

## 4 x 800 Meter Relay – Timed Finals

Place	School	Seed Time	Finals	Heat	Points
1	Luverne 1) Regan Feit 12; 2) Tiana Lais 10; 3) Jenna DeBates 9; 4) Tenley Nelson 11	9:51.24	9:34.65	2	12
2	Minnewaska Area, Glenwood 1) McKenzie Luetmer 10; 2) Makena Thoen 10; 3) Olivia Danielson 7; 4) Kristen Glover 12	9:46.66	9:45.04	2	10
3	Albany 1) Kristine Kalthoff 12; 2) Abbie Christen 12; 3) Megan Koglin 11; 4) Olivia Goebel 9	9:44.06	9:48.84	2	8
4	Pequot Lakes 1) Veronica Broskovetz 10; 2) Carly Chaney 11; 3) Lydia Hubbard 12; 4) Calia Chaney 9	9:51.57	9:50.42	2	6
5	Murray County Central, Slayton 1) Ashley Overgaauw 10; 2) Brylei Schreier 9; 3) Megan Bakke 10; 4) Amanda Overgaauw 10	10:02.32	9:50.75	1	5
6	Rockford 1) Kylee Sauers 11; 2) Natasha James 11; 3) Maggie Thompson 8; 4) Jane West 9	9:56.83	9:52.40	1	4
7	Cotter, Winona 1) Claire Heiring 8; 2) Aubrey Williams 12; 3) Sonja Semling 8; 4) Claire Ebertowski 12	9:53.53	9:52.64	2	3
8	East Grand Forks 1) Lydia Floden 10; 2) Katherine Allard 8; 3) Quincie Floden 12; 4) Kassidy Allard 12	9:48.92	9:56.27	2	2
9	*GMLOKS 1) Lauren Queensland 8; 2) Shelby Beck 11; 3) McKenna Hendrickson 10; 4) Kendyl Queensland 10	9:53.31	10:01.62	2	1
10	*Providence Academy 1) Simone Lundquist 12; 2) Abby Daugherty 8; 3) Sophia Haskett 11; 4) Aly Marshall 10	10:12.74	10:05.21	1	
11	Mesabi East, Aurora 1) Aaliyah Sahr 12; 2) Olivia Forsline 9; 3) Lydia Skelton 12; 4) Aubree Skelton 8	10:14.13	10:19.32	1	
12	Thief River Falls 1) Maren Espe 10; 2) Kendal Rantanen 10; 3) Josie Peterson 8; 4) Dru Harbott 10	9:52.93	10:22.17	2	
13	Two Harbors 1) Grace Swanson 10; 2) Cedar Gordon 12; 3) Lamar Gordon 10; 4) Autumn Smith 11	10:10.38	10:22.82	1	
14	Math & Science Academy, Woodbury 1) Grace Nhan 11; 2) Amelia Applebee 8; 3) Lily Stout 11; 4) Greta Hansen 10	10:18.28	10:29.56	1	
15	*River Valley 1) Marissa Pabst 8; 2) Lilly McCone 11; 3) Emmaline McCone 8; 4) Skyla Dauer 8	10:19.26	10:32.34	1	
16	Tri-City United, Montgomery 1) Anabelle Davies 12; 2) Makayla Erickson 10; 3) Josie Plut 12; 4) Yasmin Ruiz 8	10:22.93	10:41.55	1	

See Pages 66-71 for Minnesota State Meet All-Time Records, Class A Records and AA Records.

\*Denotes cooperatively sponsored program.

# CLASS A GIRLS FIELD RESULTS

## High Jump – Five (5) alive procedure

### CONTINUOUS FLIGHTS (5 ALIVE)

Opening height 4'8" – 2" increments until nine remain, then 1" increments

Place	Name	Grade	School	Seed Mark	Finals	Points
1	Nyalaam Jok	12	Annandale	5-10.00	◆ ★ 6-00.00	12
2	Toryn Richards	12	Waterville-Elysian-Morristown	5-02.00	5-03.00	10
3	Ashley Kimman	10	Pierz	5-04.00	5-03.00	8
4	Annaka Forsberg	9	Blooming Prairie	5-02.00	5-03.00	6
5	Rylee Moore	11	Frazee	5-02.00	5-02.00	4.50
5	Adrienne Foell	12	Spectrum, Elk River	5-04.00	5-02.00	4.50
7	Elissa Moonen	11	Belle Plaine	5-00.00	5-02.00	3
8	Avery Koenen	10	Montevideo	5-01.00	5-02.00	2
9	Aidyn Bruns	11	*Canby/Minneota	5-02.00	5-02.00	1
10	Jordan Tschumperlin	12	Barnesville	5-02.00	5-00.00	
11	Lydia Hubbard	12	Pequot Lakes	5-02.00	5-00.00	
12	Willow Thiel	9	Perham	5-02.00	5-00.00	
13	Allison Thornton	12	Esko	4-10.00	5-00.00	
14	Brooklyn Brouse	12	Thief River Falls	5-02.00	4-10.00	
14	Monique Udo	10	*Twin Cities Academy/Great River	5-00.00	4-10.00	
14	Ashley Veronen	12	Lake City	5-02.00	4-10.00	
14	Allyse Schletty	10	St. Croix Lutheran Academy, West St. Paul	5-00.00	4-10.00	
18	Morgan Binsfield	12	Proctor	4-11.00	4-10.00	

## Pole Vault – Five (5) alive procedure

### CONTINUOUS FLIGHTS (5 ALIVE)

Opening height 8'0" – 6" increments until nine remain, then 3" increments

Place	Name	Grade	School	Seed Mark	Finals	Points
1	Toryn Richards	12	Waterville-Elysian-Morristown	10-02.00	10-09.00	12
2	Kaitlyn Schuur	12	*SWMCH/EHS	11-02.00	10-06.00	10
3	Taylor Bockoven	7	Milaca	9-08.00	10-06.00	8
4	Madison Daly	11	*St. Clair/Immanuel Lutheran	9-08.00	10-03.00	6
5	Madison Simon	10	*L/FC/MC	9-02.00	10-00.00	5
6	Rebekah Walz	10	Paynesville	10-02.00	10-00.00	4
7	Linnea Askegaard	12	Minnehaha Academy	9-00.00	10-00.00	3
8	Jonna Gunnarson	11	Lewiston-Altura	9-08.00	9-06.00	2
9	Skyla Thompson	12	*Moose Lake/Willow River	8-06.00	9-06.00	1
10	Peyton Hanson	10	Jackson County Central	9-02.00	9-06.00	
11	Danial Van Watermulen	10	Perham	9-06.00	9-06.00	
12	Maya Richter	10	Perham	9-06.00	9-00.00	
13	Betsy Fries	11	The Blake School, Minneapolis	8-00.00	9-00.00	
14	Hayley Jones	11	Crosby-Ironton	8-06.00	9-00.00	
15	Kjersten Nelson	12	Dilworth-Glyndon-Felton	9-08.00	8-06.00	
16	Emma Borowicz	12	Crookston	9-02.00	8-00.00	

◆ New Class A State Meet Record    ★ Denotes New All-Time State Meet Record

See Pages 66-71 for Minnesota State Meet All-Time Records, Class A Records and AA Records.

\*Denotes cooperatively sponsored program.

# CLASS A GIRLS FIELD RESULTS

## Long Jump – Each competitor will be allowed four (4) total trials

Place	Name	Grade	School	Seed Mark	Finals	Wind	Flight	Points
1	Nyalaam Jok	12	Annandale	19-05.00	20-00.50	4.2	2	12
2	Maggie Larson	12	Maple Lake	17-06.00	19-01.75	3.7	2	10
3	Lindsey Root	12	St. Charles	17-08.00	17-08.00	4.0	2	8
4	Shaina Zinter	11	Concordia Academy, Roseville	18-07.75	17-07.50	2.0	2	6
5	Brielle Kuechle	10	*Eden Valley-Watkins/Kimball	17-05.75	17-06.50	3.5	2	5
6	Nayeli Williams	12	Brooklyn Center	18-01.50	17-06.25	4.2	2	4
7	Hannah Morgan	12	Park Rapids Area	17-02.00	17-01.00	4.3	1	3
8	Lauren Dimler	11	Janesville-Waldorf-Pemberton	17-01.00	17-00.25	2.9	1	2
9	Jackie Cole	9	Medford	16-05.50	16-09.75	2.8	1	1
10	Cassia Cady	11	Rockford	17-03.00	16-09.25	2.4	2	
11	Ellie Hernes	11	Fairmont	16-08.00	16-05.25	2.1	1	
12	Grace VanErp	11	*Ottertail Central	16-06.00	16-04.50	2.6	1	
13	Tatianna Wiley	12	Pelican Rapids	17-03.00	16-04.50	2.8	2	
14	Mikaela Malone	12	Wadena-Deer Creek	17-04.50	16-03.75	4.1	2	
15	Neva Polo	12	Floodwood	16-03.50	16-02.25	2.5	1	
16	Avery Koenen	10	Montevideo	16-08.75	16-01.75	2.6	1	
17	Hannah Schjenken	12	Redwood Valley, Redwood Falls	16-11.50	16-00.75	3.4	1	
18	Brooke Doran	11	Barnum	15-10.50	15-09.75	3.2	1	

---

## Triple Jump – Each competitor will be allowed four (4) total trials

Place	Name	Grade	School	Seed Mark	Finals	Wind	Flight	Points
1	Maggie Larson	12	Maple Lake	38-00.75	40-10.50	2.8	2	12
2	Ellie Hernes	11	Fairmont	37-03.25	38-00.25	4.1	2	10
3	Grace VanErp	11	*Ottertail Central	37-00.25	37-09.00	3.3	2	8
4	Sara Byers	12	Rockford	36-07.25	37-06.50	2.6	2	6
5	Elianna Aberra	11	Spectrum, Elk River	37-03.75	36-02.25	2.8	2	5
6	Avery Koenen	10	Montevideo	36-09.50	35-06.25	3.0	2	4
7	Rylee Moore	11	Frazee	33-10.00	35-04.25	3.1	1	3
8	Samantha Passa	12	Barnesville	34-04.00	35-03.25	3.1	1	2
9	Jaci Newman	12	Pine Island	34-09.00	35-03.00	3.1	2	1
10	Mehlayna Straub	10	Southwest Christian, Chaska	34-07.50	34-11.50	3.6	1	
11	Hannah Schjenken	12	Redwood Valley, Redwood Falls	34-07.00	34-09.00	4.2	1	
12	Neva Polo	12	Floodwood	33-11.50	34-07.25	3.2	1	
13	Maia Peterson	12	Stewartville	35-10.00	34-05.50	2.1	2	
14	Aidyn Baune	10	New York Mills	34-08.75	33-08.50	2.1	2	
15	Naomi Oren	12	Concordia Academy, Roseville	33-05.50	33-01.25	3.1	1	
16	Elli Jankila	12	*Rock Ridge	33-00.25	32-10.75	1.9	1	
17	Sydney Dorvil	10	The Blake School, Minneapolis	33-09.75	32-08.00	2.5	1	

See Pages 66-71 for Minnesota State Meet All-Time Records, Class A Records and AA Records.

\*Denotes cooperatively sponsored program.



# CLASS A GIRLS FIELD RESULTS

## Shot Put – Each competitor will be allowed four (4) total trials

Place	Name	Grade	School	Seed Mark	Finals	Flight	Points
1	Delaney Smith	12	Windom Area	44-05.00	43-02.75	2	12
2	Monica Johnson	11	*Northome/Kelliher	41-02.25	42-11.00	2	10
3	Zoie Johnson	12	Esko	37-00.00	39-01.50	2	8
4	Makena Larson	12	Martin County West, Sherburn	39-04.75	38-06.75	2	6
5	Jocelyn Hart	10	Luverne	39-01.00	38-06.75	2	5
6	Emily Lorentz	11	*LCWM/Nicollet	37-09.75	38-06.50	2	4
7	Kiley Kranz	10	Osakis	36-07.00	37-03.50	1	3
8	Raina Stecher	12	Stewartville	37-01.75	36-07.75	2	2
9	Madison Johnston	12	Hayfield	39-03.50	36-06.50	2	1
10	Nora Wilhelm	11	Concordia Academy, Roseville	35-00.50	36-01.50	1	
11	Eden Tofibam	12	Park Christian, Moorhead	35-01.50	35-07.50	1	
12	Jayden Lark	12	Rockford	35-04.50	35-03.25	1	
13	Emmalee Oviatt	10	*Greenway/Nashwauk-Keewatin	36-00.50	35-00.50	1	
14	Zoe Mulvihill	10	Mounds Park Academy	31-11.50	31-10.00	1	
15	Rebecca Fasching	11	Howard Lake-Waverly-Winsted	34-11.00	31-09.75	1	
16	Tabetha Allen	12	Staples-Motley	32-05.50	31-01.75	1	

## Shot Put Wheelchair – Each competitor will be allowed four (4) total trials

Place	Name	Grade	School	Seed Mark	Finals	Points	Category
1	Emily Sullivan	11	*LeSueur-Henderson	10-10.50	12-07.00	1	Cat 1

**"You'll never know what you're capable of until you take that first step and just go for it."** – *Natasha Hastings*



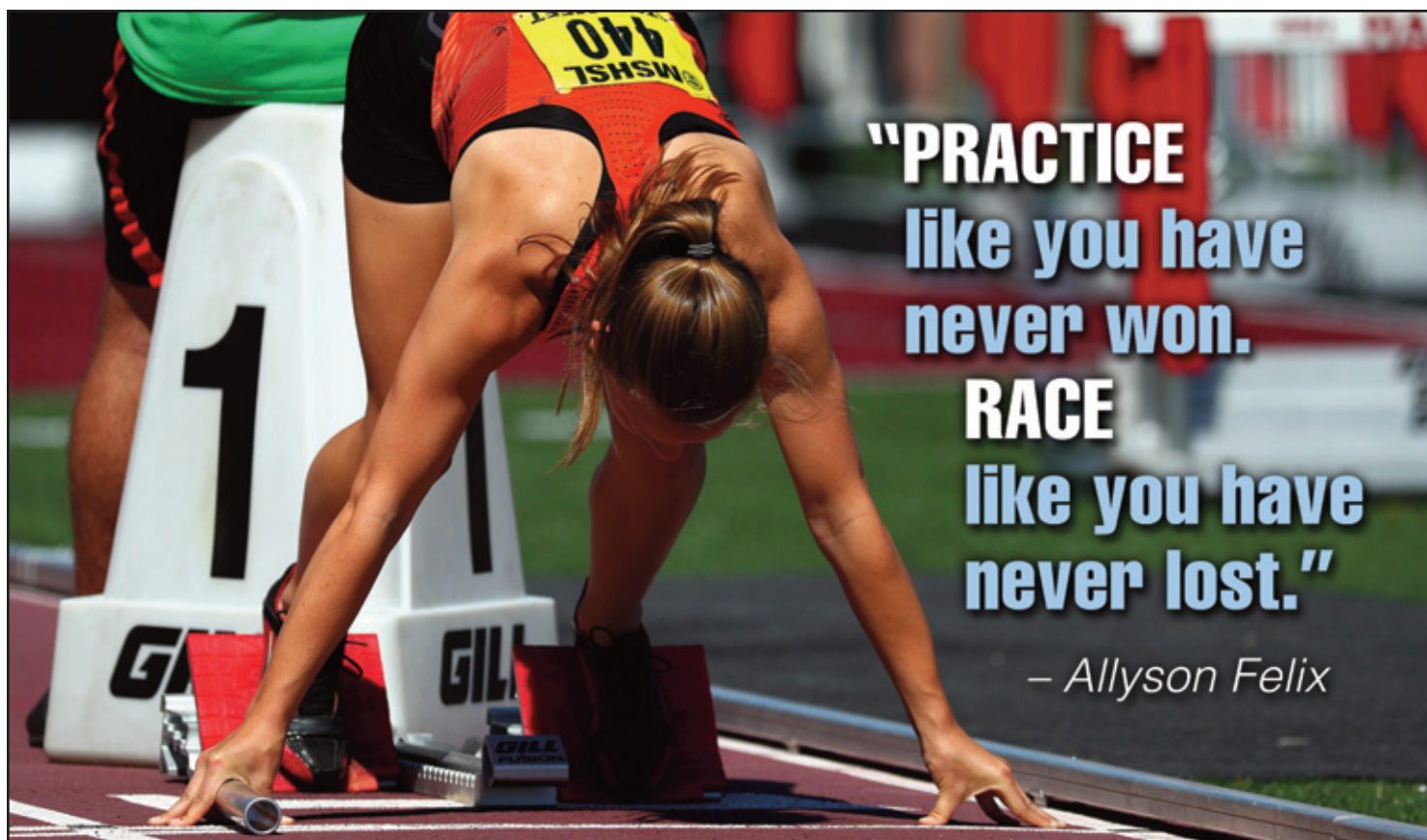
See Pages 66-71 for Minnesota State Meet All-Time Records, Class A Records and AA Records.

\*Denotes cooperatively sponsored program.

# CLASS A GIRLS FIELD RESULTS

## Discus – Each competitor will be allowed four (4) total trials

Place	Name	Grade	School	Seed Mark	Finals	Flight	Points
1	Metaya Jergenson	12	Minnewaska Area, Glenwood	117-01	123-08	2	12
2	Delaney Smith	12	Windom Area	125-06	121-08	2	10
3	Zoie Johnson	12	Esko	116-02	118-05	2	8
4	Elle Ridge	12	South Ridge/Cherry/North Woods/Northeast Range	118-11	117-06	2	6
5	Olivia Schwarzrock	11	*G-F-W, Winthrop	124-11	116-08	2	5
6	Emily Lorentz	11	*LCWM/Nicollet	123-06	116-06	2	4
7	Grace Counts	10	*Providence Academy	94-07	115-03	1	3
8	Raina Stecher	12	Stewartville	120-02	114-05	2	2
9	Zayda Priebe	11	Chatfield	116-03	113-04	2	1
10	Ellie Horn	12	Howard Lake-Waverly-Winsted	114-02	111-08	1	
11	Hannah Stedman	12	Rockford	105-05	109-10	1	
12	Alexis Riniker	10	Dilworth-Glyndon-Felton	110-03	109-06	1	
13	Kaitlynn Bot	12	Lakeview	115-10	99-06	1	
14	Kiley Kranz	10	Osakis	112-06	96-08	1	
15	Katrine Kompanets	12	Nova Classical Academy, St. Paul	87-03	93-09	1	
16	Alyssa Oswald	11	Dilworth-Glyndon-Felton	99-03	87-08	1	



**"PRACTICE  
like you have  
never won.  
RACE  
like you have  
never lost."**

*– Allyson Felix*

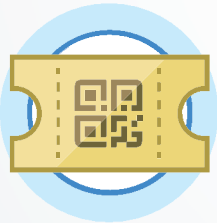
See Pages 66-71 for Minnesota State Meet All-Time Records, Class A Records and AA Records.

\*Denotes cooperatively sponsored program.



# H HOMETOWN

## The Leader in Digital Ticketing for K-12 Schools & Colleges



**Sell Tickets**



**Scan Fans**



**Get Revenue**



**Have Support**

OFFICIAL DIGITAL TICKETING  
PARTNER OF THE



HomeTown Ticketing helps thousands of schools and organizations across the country sell tickets online, providing end-to-end management, secure transactions and real-time reporting, with immediate access to funds.





TOYOTA

# The Toyota **RAV4**



PROUD SPONSOR OF THE MINNESOTA STATE  
**HIGH SCHOOL LEAGUE**



Prototype shown with options.



# CLASS AA BOYS RUNNING RESULTS

## 100 Meter Dash – Timed Finals

Place	Name	Grade	School	Seed Time	Finals	Wind	Heat	Points
1	Gary Afram	12	Rosemount	10.75	10.70	-0.5	3	12
2	Julian Tong	12	St. Paul Central	11.10	10.76	3.4	2	10
3	Ezekiel Clark	12	Robbinsdale Armstrong	10.95	10.86	3.4	2	8
4	Sam Valor	12	Monticello	10.71	10.87	-0.5	3	6
5	Gus Langford	11	DeLaSalle, Minneapolis	10.88	10.91	-0.5	3	5
6	Christian Belt	11	Burnsville	11.05	10.92	3.4	2	4
7	Brady Wright	12	Monticello	10.88	10.967	-0.5	3	3
8	Cole Brisbois	11	Forest Lake	11.10	10.970	3.4	2	2
9	Justice Lee	11	Prior Lake	11.04	10.98	3.4	2	1
10	Isaiah Huber	12	Rochester Century	10.85	10.991	-0.5	3	
11	Edmund Ocansey	12	Champlin Park	10.82	10.996	-0.5	3	
12	Nolan Morical	12	Alexandria Area	10.80	11.04	-0.5	3	
13	David Boyd Jr	12	St. Cloud Apollo	10.93	11.08	3.4	2	
14	Eli Gillman	11	Dassel-Cokato	11.19	11.10	1.9	1	
15	Landen Liu	11	Centennial	10.89	11.11	-0.5	3	
16	Levi Yeebahn	12	Anoka	10.82	11.15	-0.5	3	
17	Owen Johnson	12	Mankato West	11.25	11.17	1.9	1	
18	Matthew Beaudry	10	Elk River	11.21	11.25	1.9	1	
19	Godsword Simon	12	St. Paul Highland Park	11.18	11.60	1.9	1	

## 100 Meter Wheelchair – Timed Finals

Place	Name	Grade	School	Seed Time	Finals	Wind	Points
1	Blake Eaton	11	Duluth Denfeld	19.71	22.04	3.3	1
2	Macario Palomares	12	Buffalo	23.06	23.61	3.3	



See Pages 66-71 for Minnesota State Meet All-Time Records, Class A Records and AA Records.

\*Denotes cooperatively sponsored program.

# CLASS AA BOYS RUNNING RESULTS

## 200 Meter Dash – Timed Finals

Place	Name	Grade	School	Seed Time	Finals	Wind	Heat	Points
1	Landen Liu	11	Centennial	21.55	22.13	0.6	3	12
2	Sam Valor	12	Monticello	22.03	22.20	0.6	3	10
3	Grady O'Neil	11	St. Thomas Academy, Mendota Heights	22.52	22.242	4.0	2	7
3	Julian Tong	12	St. Paul Central	21.50	22.242	0.6	3	7
5	Ezekiel Clark	12	Robbinsdale Armstrong	22.21	22.37	4.0	2	5
6	Noah Smith	11	Rochester Mayo	22.34	22.39	4.0	2	4
7	David Boyd Jr	12	St. Cloud Apollo	21.98	22.41	0.6	3	3
8	Tarun Poliboina	11	Wayzata	21.90	22.43	0.6	3	2
9	Richlu Tudee	10	Champlin Park	21.98	22.44	0.6	3	1
10	Priestly Jibunor	12	Anoka	22.20	22.47	4.0	2	
11	Michael Nicometo	10	Rochester John Marshall	22.27	22.52	4.0	2	
12	Brooks Reicks	10	St. Peter	22.63	22.53	2.5	1	
13	Michael Haugo	10	Moorhead	21.82	22.64	0.6	3	
14	Joel Selseth	12	Dassel-Cokato	22.70	22.73	2.5	1	
15	Cole Brisbois	11	Forest Lake	22.72	22.79	2.5	1	
16	Caden Wheeler	11	Andover	22.70	22.901	2.5	1	
17	Daniel Baltes	12	Maple Grove	21.98	22.905	0.6	3	
18	Justice Lee	11	Prior Lake	23.06	23.01	2.5	1	
--	Sawyer Seidl	10	Hill-Murray, Maplewood	21.88	DQ	0.6	3	

## 200 Meter Wheelchair – Timed Finals

Place	Name	Grade	School	Seed Time	Finals	Wind	Points
1	Blake Eaton	11	Duluth Denfeld	38.83	38.17	3.3	1
2	Macario Palomares	12	Buffalo	46.47	42.26	3.3	

## 400 Meter Dash – Timed Finals

Place	Name	Grade	School	Seed Time	Finals	Heat	Points
1	Gus Langford	11	DeLaSalle, Minneapolis	49.17	48.64	2	12
2	Ramy Ayoub	11	Farmington	48.57	49.02	2	10
3	Brett Ringer	12	Blaine	50.03	49.73	2	8
4	Miles Townsend	11	Rosemount	50.94	49.78	2	6
5	Brooks Reicks	10	St. Peter	50.04	50.053	2	5
6	Mitchell Piehl	11	Hutchinson	49.27	50.054	2	4
7	Alexander Croston	12	St. Francis	50.34	50.22	2	3
8	Brady Wright	12	Monticello	49.95	50.41	2	2
9	Jack Theien	11	Alexandria Area	51.20	50.55	1	1
10	Zachary Johnson	12	Andover	51.04	50.67	1	
11	Ben Lefebvre	12	St. Michael-Albertville	50.97	50.90	1	
12	Chase McPherson	12	Minnetonka	50.04	51.40	2	
13	Dwyne Smith	9	Apple Valley	51.15	51.45	1	
14	Soel Riser	9	Stillwater Area	51.84	52.57	1	
15	Marshall Norring	12	Burnsville	52.08	52.87	1	
--	Thomas Rosengren	11	Stillwater Area	51.11	DQ	1	

See Pages 66-71 for Minnesota State Meet All-Time Records, Class A Records and AA Records.

\*Denotes cooperatively sponsored program.

# CLASS AA BOYS RUNNING RESULTS

## 800 Meter Run – Timed Finals

Place	Name	Grade	School	Seed Time	Finals	Heat	Points
1	Will Skelly	11	Mounds View	1:56.54	1:53.46	2	12
2	Bryce Stachewicz	10	Lakeville North	1:54.26	1:54.71	2	10
3	Alexander Gutierrez	12	Eden Prairie	1:56.40	1:55.55	2	8
4	Austin Hunter	12	Minnetonka	1:56.52	1:56.28	2	6
5	Thomas Dundon	11	Burnsville	1:57.90	1:56.60	2	5
6	Ernest Mattson	11	White Bear Lake Area	1:58.52	1:57.20	1	4
7	Colin O'Farell	11	Willmar	1:58.42	1:57.41	1	3
8	Marshall Loveland	12	Totino-Grace, Fridley	1:58.41	1:57.55	1	2
9	Eli Salisbury	12	Marshall	2:00.14	1:57.65	1	1
10	Nick Youso	12	Bemidji	1:57.89	1:58.83	2	
11	Cameron Heppner	11	Andover	2:00.27	2:00.02	1	
12	Jackson Humes	12	St. Paul Central	1:57.90	2:00.72	2	
13	Christian Noble	11	Big Lake	2:01.92	2:01.10	1	
14	Markus Rupnow	12	Mankato West	2:00.91	2:01.21	1	
15	Abdikafi Khalif	11	Apple Valley	1:57.53	2:05.27	2	
--	Ramy Ayoub	11	Farmington	1:53.42	DNS	2	

## 800 Meter Wheelchair – Timed Finals

Place	Name	Grade	School	Seed Time	Finals	Points
–	Blake Eaton	11	Duluth Denfeld	2:43.57	DNS	

## 1600 Meter Run – Timed Finals

Place	Name	Grade	School	Seed Time	Finals	Points
1	Gabe Smit	12	Prior Lake	4:28.84	4:15.96	12
2	Benjamin Scheller	12	Chanhassen	4:17.41	4:17.76	10
3	Aiden Kilibarda	12	Stillwater Area	4:24.18	4:18.72	8
4	Leo Goodman	12	Hopkins	4:24.44	4:20.44	6
5	Andrew Johnson	12	Mankato East	4:23.22	4:22.01	5
6	Brennen Peterson	12	Rosemount	4:29.84	4:22.87	4
7	Isaac Hartman	12	Eden Prairie	4:21.64	4:23.44	3
8	Evan Myran	12	Moorhead	4:28.08	4:24.10	2
9	Andrew Casey	10	Lakeville North	4:28.98	4:25.89	1
10	Daniel Vanacker	11	Forest Lake	4:32.05	4:26.09	
11	Jacob Bennett	12	Academy of Holy Angels, Richfields	4:35.62	4:29.34	
12	Jonathan Roux	11	Stillwater Area	4:24.94	4:30.18	
13	Alexander Heidorn	12	Rogers	4:29.26	4:36.97	
14	Tyson Ricker	10	Becker	4:31.37	4:39.91	
15	Gabriel Birkmeier	11	Andover	4:30.32	4:43.67	
–	Elliott McArthur	10	Mounds View	4:24.94	DQ	

See Pages 66-71 for Minnesota State Meet All-Time Records, Class A Records and AA Records.

\*Denotes cooperatively sponsored program.

# CLASS AA BOYS RUNNING RESULTS

## 3200 Meter Run – Timed Finals

Place	Name	Grade	School	Seed Time	Finals	Points
1	Gabe Smit	12	Prior Lake	9:43.67	9:19.38	12
2	Elliott McArthur	10	Mounds View	9:37.83	9:19.65	10
3	Benjamin Scheller	12	Chanhassen	9:46.33	9:20.86	8
4	Sam Scott	9	Minneapolis Southwest	9:28.38	9:26.79	6
5	Evan Myran	12	Moorhead	9:31.30	9:29.98	5
6	Andrew Johnson	12	Mankato East	9:31.42	9:33.79	4
7	Joseph Lee	12	Roseville Area	9:38.62	9:41.10	3
8	Isaac Hartman	12	Eden Prairie	9:24.25	9:42.83	2
9	Owen Erickson	12	*Spring Lake Park/St. Anthony Village	9:40.65	9:44.19	1
10	Brennen Peterson	12	Rosemount	9:50.27	9:46.41	
11	Matthew Whittaker	11	Lakeville South	9:47.80	9:49.08	
12	Samuel Brewer	12	St. Cloud Apollo	9:37.78	9:51.30	
13	Daniel Vanacker	11	Forest Lake	9:52.24	9:52.39	
14	Kyle Nordling	12	Prior Lake	9:49.23	9:54.77	
15	Jonathan Roux	11	Stillwater Area	9:31.78	9:55.83	
16	Isaac Fink	12	Duluth Denfeld	9:53.21	10:02.23	

---

## 110 Meter Hurdles – Timed Finals

Place	Name	Grade	School	Seed Time	Finals	Wind	Heat	Points
1	George Jackson	12	Hopkins	14.21	14.09	3.3	2	12
2	Samuel Duffing	12	Hopkins	14.85	14.50	3.3	2	10
3	Sam Monseth	11	St. Michael-Albertville	15.17	14.94	3.3	2	8
4	Jacob Kelly	11	Bemidji	14.96	14.95	3.3	2	6
5	Jack Titchenal	12	Owatonna	14.92	15.05	3.3	2	5
6	Lane Reetz	12	Prior Lake	15.32	15.07	2.3	1	4
7	Augustus Giddings	11	Andover	15.41	15.10	2.3	1	3
8	Harrison Toussaint	12	North Branch	15.40	15.23	2.3	1	2
9	Benjamin Mosser	11	Lakeville South	15.02	15.25	3.3	2	1
10	Sam May	12	Willmar	14.90	15.26	3.3	2	
11	Medi Akwai	12	Mankato East	15.31	15.38	2.3	1	
12	Arthur Perron	11	White Bear Lake Area	15.28	15.43	3.3	2	
13	Okout Ochan	12	Mankato East	15.48	15.48	2.3	1	
14	Jorge Julio-Argel	12	Tartan, Oakdale	15.65	15.65	2.3	1	
15	Brandon Doe	12	Irondale, New Brighton	15.15	15.90	3.3	2	
16	Jeremiah Boyd	11	Bloomington Jefferson	15.88	16.07	2.3	1	

See Pages 66-71 for Minnesota State Meet All-Time Records, Class A Records and AA Records.

\*Denotes cooperatively sponsored program.

# CLASS AA BOYS RUNNING RESULTS

## 300 Meter Intermediate Hurdles – Timed Finals

Place	Name	Grade	School	Seed Time	Finals	Heat	Points
1	Samuel Duffing	12	Hopkins	39.50	39.15	2	12
2	Jack Kocher	11	Lakeville North	39.02	39.45	2	10
3	Ren Hamann	12	St. Michael-Albertville	40.61	39.79	1	8
4	Sam May	12	Willmar	40.40	39.86	2	6
5	Nathan Genereau	12	Cloquet	40.94	40.19	1	5
6	Cole Schmidt	10	Delano	40.40	40.40	2	4
7	Seth Reicks	12	St. Peter	40.40	40.60	2	3
8	Jeffrey Odamtten	12	White Bear Lake Area	40.54	41.34	2	2
9	Ben Howlett	12	Mounds View	41.16	41.36	1	1
10	Nathaniel Otis	11	Roseville Area	40.47	41.38	2	
11	Garrett Smith	11	Woodbury	40.88	41.63	1	
12	Lincoln Hatlestad	12	Hopkins	40.52	41.81	2	
13	Adnan Muhamad	11	Prior Lake	41.85	41.88	1	
14	Augustus Giddings	11	Andover	41.16	41.94	1	
15	John Jenkins	11	Moorhead	41.30	42.28	1	
16	Ryan Gregory	11	Owatonna	39.79	42.96	2	

## 4 x 100 Meter Relay – Timed Finals

Place	School	Seed Time	Finals	Heat	Points
1	Champlin Park 1) Michael Shipman 12; 2) Edmund Ocansey 12; 3) Sherifodeen Bolarinwa 12; 4) Richlu Tudee 10	42.69	42.34	2	12
2	Dassel-Cokato 1) Monte Gillman 9; 2) Eli Gillman 11; 3) Collin Asplin 12; 4) Joel Selseth 12	42.87	42.65	2	10
3	Rochester Mayo 1) Cayden Holcomb 11; 2) Noah Smith 11; 3) Carter Holcomb 9; 4) Demonte Simmons 12	43.20	42.74	2	8
4	Wayzata 1) Max Williams 10; 2) Tarun Poliboina 11; 3) Sean Diedrich 12; 4) Rukshen Ambrose 12	43.22	43.06	2	6
5	Hill-Murray, Maplewood 1) Rashad McKinley 11; 2) Gianni Hurley 11; 3) Simon Seidl 9; 4) Sawyer Seidl 10	42.30	43.21	2	5
6	Moorhead 1) George Nyanforth 12; 2) Jamal Dixon 11; 3) Alonn Salman 11; 4) Michael Haugo 10	43.32	43.38	1	4
7	Forest Lake 1) Riley Larson 12; 2) Cole Brisbois 11; 3) Jake Deeb 10; 4) Gavin Rustad 11	44.04	43.47	1	3
8	Roseville Area 1) Graham Gerlach 12; 2) Ricky Weber 12; 3) Tylir Brookins 11; 4) Mason Lijewski 11	43.17	43.60	2	2
9	Burnsville 1) Myiion Hodges 12; 2) Djuan Marroguin 10; 3) Nathan Le 12; 4) Christian Belt 11	43.70	43.75	1	1
10	Maple Grove 1) Derrick Jameson 11; 2) Daniel Baltas 12; 3) Kristian Lodholz 11; 4) Nicholas Westphal 12	43.12	43.76	2	
11	St. Cloud Apollo 1) Erastus Antsino 12; 2) Peter Zorn 12; 3) Zachary Lambert 12; 4) David Boyd Jr 12	43.39	43.92	1	
12	Andover 1) Weston Knox 11; 2) Caden Wheeler 11; 3) Oberhiri Eyafe 9; 4) Aghogho Eyafe 12	44.12	43.95	1	
13	Eden Prairie 1) Daniel Knudsen 12; 2) Takhi Vaughn 11; 3) Tyee Leske 12; 4) Nicholas Heckman 10	43.23	43.97	1	
14	Eagan 1) Derek Dorsey 11; 2) Landon Tonsager 10; 3) Blake Koenen 9; 4) Ethan Brockberg 11	43.77	44.21	1	
–	Mankato West 1) Wyatt Block 12; 2) Blake Kirby 9; 3) Peyton Goettlicher 11; 4) Owen Johnson 12	43.12	DNF	2	
–	Rosemount 1) Vicar Pyne 11; 2) Vincent Pyne 11; 3) Kade Gilbertson 10; 4) Gary Afram 12	43.04	DNF	2	

See Pages 66-71 for Minnesota State Meet All-Time Records, Class A Records and AA Records.

\*Denotes cooperatively sponsored program.



# CLASS AA BOYS RUNNING RESULTS

## 4 x 200 Meter Relay – Timed Finals

Place	School	Seed Time	Finals	Heat	Points
1	Farmington 1) Ben Buesgens 11; 2) Erick Moreno 12; 3) Abdisa Ayana 11; 4) Rodrick Finley 11	1:29.76	1:28.14	2	12
2	St. Peter 1) Jamarion Robinson 12; 2) Kole Guth 11; 3) Brooks Reicks 10; 4) Seth Reicks 12	1:28.99	1:28.63	2	10
3	Monticello 1) Michael Schilling 9; 2) Joe Hannah 11; 3) Brady Wright 12; 4) Sam Valor 12	1:29.49	1:28.80	2	8
4	Eden Prairie 1) Daniel Knudsen 12; 2) Takhi Vaughn 11; 3) Michael Gross 10; 4) Nicholas Heckman 10	1:30.01	1:29.15	2	6
5	Hopkins 1) Gabriel Hirshman 11; 2) JT Zell 12; 3) Ashton Brown 12; 4) George Jackson 12	1:28.72	1:29.505	2	5
6	Moorhead 1) Abe Carlson 10; 2) Jamal Dixon 11; 3) Alonn Salman 11; 4) Michael Haugo 10	1:29.78	1:29.507	2	4
7	Hill-Murray, Maplewood 1) Rashad McKinley 11; 2) Gianni Hurley 11; 3) Simon Seidl 9; 4) Sawyer Seidl 10	1:28.48	1:29.52	2	3
8	Rosemount 1) Brian Boakye-Ansah 12; 2) Miles Townsend 11; 3) Kade Gilbertson 10; 4) Cedric Wall 11	1:30.25	1:29.65	1	2
9	Mankato West 1) Owen Johnson 12; 2) Blake Kirby 9; 3) Jack Raverty 11; 4) Peyton Goettlicher 11	1:29.72	1:29.84	2	1
10	Maple Grove 1) Derrick Jameson 11; 2) Daniel Baltas 12; 3) Kristian Lodholz 11; 4) Nicholas Westphal 12	1:30.11	1:30.32	2	
11	Andover 1) Zachary Johnson 12; 2) Caden Wheeler 11; 3) Benjamin Audette 11; 4) Weston Knox 11	1:31.37	1:30.53	1	
12	Osseo 1) Jacob Momanyi 11; 2) Omaru Jalloh 11; 3) Malcolm Randolph 11; 4) Joshua Massaquoi 12	1:30.45	1:30.73	1	
13	Roseville Area 1) Graham Gerlach 12; 2) Ricky Weber 12; 3) Tylir Brookins 11; 4) Mason Lijewski 11	1:30.58	1:30.75	1	
14	Cambridge-Isanti 1) Alex Thompson 12; 2) Samuel Mechah 11; 3) Andre Hall 11; 4) Gaven Ziebarth 12	1:33.49	1:32.61	1	
15	Prior Lake 1) Drew Johnson 11; 2) Grayson Spronk 10; 3) Ryan Horejsi 11; 4) Thomas Mestnik 12	1:31.98	1:33.16	1	
16	Eagan 1) Derek Dorsey 11; 2) Rowan Phillips 11; 3) Blake Koenen 9; 4) Thomas Kehler 10	1:32.12	1:33.64	1	

See Pages 66-71 for Minnesota State Meet All-Time Records, Class A Records and AA Records.

\*Denotes cooperatively sponsored program.

# CLASS AA BOYS RUNNING RESULTS

## 4 x 400 Meter Relay – Timed Finals

Place	School	Seed Time	Finals	Heat	Points
1	Farmington 1) Jack Savasten 12; 2) Erick Moreno 12; 3) Abdisa Ayana 11; 4) Ramy Ayoub 11	3:23.73	3:22.34	2	12
2	Mounds View 1) Max Derosier 11; 2) Will Skelly 11; 3) Elliott McArthur 10; 4) Victor Lelinga 10	3:24.17	3:23.23	2	10
3	Lakeville North 1) Logan McGee 12; 2) Andrew Casey 10; 3) Bryce Stachewicz 10; 4) Jack Kocher 11	3:24.27	3:25.16	2	8
4	Burnsville 1) Marshall Norring 12; 2) Sadikou Bouari 12; 3) Matthew Krzmarzick 12; 4) Thomas Dundon 11	3:30.86	3:26.46	1	6
5	Forest Lake 1) Reid Olson 9; 2) Augustus Herman 12; 3) Keagan Zeidler 10; 4) Drew Sampson 12	3:31.77	3:26.98	1	5
6	Moorhead 1) Jamal Dixon 11; 2) Alonn Salman 11; 3) Trey Feeney 12; 4) John Jenkins 11	3:26.01	3:28.211	2	4
7	Minnetonka 1) Cosmo Guion 10; 2) Austin Hunter 12; 3) Walker Liu 11; 4) Chase McPherson 12	3:25.46	3:28.214	2	3
8	Alexandria Area 1) Nolan Morical 12; 2) Jacob Kleven 12; 3) Myles Sansted 11; 4) Jack Theien 11	3:26.16	3:28.90	2	2
9	Stillwater Area 1) Soel Riser 9; 2) Connor McCormick 11; 3) Ryan McDowell 11; 4) Thomas Rosengren 11	3:29.44	3:29.26	1	1
10	Buffalo 1) Owen Herbst 11; 2) Cody Smith 10; 3) Jadon Boots 11; 4) Luke Gunderson 12	3:28.79	3:29.34	2	
11	Hopkins 1) Samuel Duffing 12; 2) Gabriel Hirshman 11; 3) Leo Goodman 12; 4) George Jackson 12	3:25.93	3:29.83	2	
12	Andover 1) Weston Knox 11; 2) Cameron Heppner 11; 3) Gabriel Birkmeier 11; 4) Zachary Johnson 12	3:27.29	3:30.10	2	
13	Blaine 1) Tegan Kowhedgba 12; 2) Luke Heggstad 11; 3) Spencer Logan 12; 4) Brett Ringer 12	3:28.90	3:30.97	1	
14	Mankato West 1) Jack Raverty 11; 2) Markus Rupnow 12; 3) Blake Kirby 9; 4) Ethan Ulman 12	3:29.54	3:31.39	1	
15	Eagan 1) Derek Dorsey 11; 2) Andre Huston 12; 3) Blake Koenen 9; 4) Thomas Kehler 10	3:31.48	3:33.91	1	
16	St. Paul Highland Park 1) Spencer West-Hest 12; 2) Jesse Peterson 12; 3) Ayden Davis-Barth 11; 4) Charlie Service 10	3:30.91	3:41.05	1	

See Pages 66-71 for Minnesota State Meet All-Time Records, Class A Records and AA Records.

\*Denotes cooperatively sponsored program.

# CLASS AA BOYS RUNNING RESULTS

## 4 x 800 Meter Relay – Timed Finals

Place	School	Seed Time	Finals	Heat	Points
1	Andover 1) Logan Meinert 12; 2) Calvin Fiala 12; 3) Cameron Heppner 11; 4) Gabriel Birkmeier 11	8:06.31	7:54.58	2	12
2	Bemidji 1) Brooks Matetich 11; 2) Isaak McDonald 11; 3) Paul Louvar 11; 4) Nick Youso 12	8:02.56	7:56.38	2	10
3	Edina 1) Jack Elliott 11; 2) Nickolas Idrogo-lam 12; 3) Ethan Bernstein 12; 4) Charles Phinney 12	8:02.54	7:58.91	2	8
4	Rochester Century 1) Tyler White 11; 2) Seth Hill 12; 3) Ryan Horton 12; 4) Silas Green 12	8:16.29	8:01.54	1	6
5	Wayzata 1) Nick Cichoski 11; 2) Abdirahman Robleh 12; 3) Alex Foss 11; 4) Hamza Mohamed 10	8:02.48	8:03.63	2	5
6	Brainerd 1) Baden Bastian 11; 2) Brandon Stark 9; 3) Ethan Klisch 12; 4) Thomas Ruhl 11	8:06.12	8:04.35	2	4
7	St. Michael-Albertville 1) James Lyke 12; 2) Bobby Cilke 11; 3) Ben Lefebvre 12; 4) Caden Nordberg 11	8:09.31	8:05.38	2	3
8	Buffalo 1) Owen Herbst 11; 2) Jadon Boots 11; 3) James Dorado 11; 4) Jared Gregoire 11	8:17.40	8:07.67	1	2
9	Stillwater Area 1) Mason Vagle 11; 2) Ryan Potter 11; 3) Max Vagle 11; 4) Will Degonda 10	8:19.05	8:08.71	1	1
10	Northfield 1) Martin Brice 12; 2) Nathan Amundson 10; 3) Samuel Folland 10; 4) William Tidona 12	8:18.04	8:09.69	1	
11	Anoka 1) Blake Fuller 12; 2) Danny Ness; 3) Lucas LiaBraaten 11; 4) Tyler Nosko 11	8:09.98	8:09.72	1	
12	Grand Rapids 1) Sam Stertz 12; 2) Ian Andersen 10; 3) Derek Erdman 12; 4) Austin Hanson 11	8:13.86	8:10.97	1	
13	East Ridge, Woodbury 1) John Christian Faller 11; 2) Daniel Koland 12; 3) Sean McNiesh 11; 4) Samuel Jordan 12	8:07.34	8:11.10	2	
14	White Bear Lake Area 1) Zachary Thomas 12; 2) Luke Williams 9; 3) Sage Durdle 12; 4) Trevor Locke 12	8:20.54	8:17.43	1	
15	Henry Sibley, Mendota Heights 1) Carl Stroffoffer 11; 2) Brandon Morris 12; 3) Xander McFaul 11; 4) Magnus Herschbach 11	8:07.77	8:17.50	2	
16	Jordan 1) Isaac Young 11; 2) Mark Ferber 10; 3) Aiden Langheim 11; 4) Owen Montreuil 11	8:20.30	8:30.99	1	

See Pages 66-71 for Minnesota State Meet All-Time Records, Class A Records and AA Records.

\*Denotes cooperatively sponsored program.

# CLASS AA BOYS FIELD RESULTS

## High Jump – Five (5) alive procedure

### CONTINUOUS FLIGHTS (5 ALIVE)

Opening height 5'10" – 2" increments until nine remain, then 1" increments

Place	Name	Grade	School	Seed Mark	Finals	Points
1	Jacob Ziebarth	12	Cambridge-Isanti	6-08.00	6-07.00	12
2	Levi Yeebahn	12	Anoka	6-05.00	6-05.00	10
3	Matthew Thompson	12	Duluth East	6-04.00	6-05.00	8
4	Alec Ungar	12	Chanhassen	6-04.00	6-05.00	6
5	Ricky Weber	12	Roseville Area	6-02.00	6-05.00	5
6	Cole Matetich	12	Bemidji	6-05.00	6-02.00	4
7	Antoine Burns	11	Tartan, Oakdale	6-00.00	6-02.00	3
8	Benjamin Mosser	11	Lakeville South	6-03.00	6-02.00	2
9	AJ Graham	12	Henry Sibley, Mendota Heights	6-01.00	6-00.00	0.50
9	Devin Jordan	10	Eden Prairie	6-02.00	6-00.00	0.50
11	Devin Jax	11	Northfield	6-04.00	6-00.00	
12	Medi Akwai	12	Mankato East	6-00.00	6-00.00	
13	Garrett Smith	11	Woodbury	6-00.00	6-00.00	
14	Sam May	12	Willmar	6-03.00	5-10.00	
14	Michael Meadowcroft	11	Wayzata	6-02.00	5-10.00	
--	Darius Givance	11	Champlin Park	6-00.00	DNS	

## Pole Vault – Five (5) alive procedure

### CONTINUOUS FLIGHTS (5 ALIVE)

Opening height 11'6" – 6" increments until nine remain, then 3" increments

Place	Name	Grade	School	Seed Mark	Finals	Points
1	Jack Helmich	11	Wayzata	14-07.00	14-06.00	12
2	Ethan Hintermeister	12	Cambridge-Isanti	14-00.00	14-03.00	10
3	Nathan Nelson	10	Rochester Century	13-00.00	14-03.00	8
4	Travis Reighard	11	Waconia	14-07.00	14-00.00	6
5	Cody Krohnberg	12	Blaine	13-01.00	14-00.00	5
6	JT Zell	12	Hopkins	14-04.00	13-06.00	4
7	Blake Johnson	12	Forest Lake	13-08.00	13-06.00	3
8	Cayden Holcomb	11	Rochester Mayo	12-09.00	13-06.00	2
9	William Stonehouse	12	Stillwater Area	11-00.00	13-00.00	1
10	Joshua Graske	10	Anoka	13-01.00	13-00.00	
11	Lukas Versaggi	12	Wayzata	13-10.00	13-00.00	
12	Evan Flores	12	Sartell	13-01.00	13-00.00	
13	Jeremiah Boyd	11	Bloomington Jefferson	11-06.00	12-06.00	
14	Jack Cella	12	Moorhead	13-01.00	12-00.00	
–	Brennan Cashman	12	White Bear Lake Area	11-00.00	NH	
–	Derek Baptiste	9	Prior Lake	11-06.00	NH	
–	Eric Sather	12	Chanhassen	13-10.00	DNS	

See Pages 66-71 for Minnesota State Meet All-Time Records, Class A Records and AA Records.

\*Denotes cooperatively sponsored program.

# CLASS AA BOYS FIELD RESULTS

## Long Jump – Each competitor will be allowed four (4) total trials

Place	Name	Grade	School	Seed Mark	Finals	Wind	Flight	Points
1	William Hanson	12	Edina	21-11.50	22-03.25	0.5	2	12
2	Levi Yeebahn	12	Anoka	22-02.50	22-02.25	0.1	2	10
3	Jack Iverson	12	Big Lake	20-11.75	21-07.00	+0.0	1	8
4	Justin Gleason	10	Owatonna	22-09.25	21-05.25	0.7	2	6
5	Matt Seberson	12	Waseca	22-03.00	21-02.00	1.8	2	5
6	Gary Afram	12	Rosemount	21-10.50	20-10.25	0.9	2	4
7	Thomas Mestnik	12	Prior Lake	21-01.00	20-09.50	1.8	1	3
8	Elijah Green	10	Mankato West	22-01.00	20-07.50	+0.0	2	2
9	Edmund Ocansey	12	Champlin Park	22-02.50	20-07.50	2.5	2	1
10	Gavin Gustafson	12	Orono	20-09.25	20-06.75	2.7	1	
11	Aaron Watland	12	Willmar	21-00.50	20-06.75	+0.0	1	
12	Michael Haugo	10	Moorhead	20-11.00	20-06.25	2.7	1	
13	Peytton Bridges	11	Blaine	22-02.25	20-04.00	1.2	2	
14	Everett Appleby	12	Chisago Lakes, Lindstrom	20-00.75	19-08.00	0.5	1	
15	Jaelen Harper	10	East Ridge, Woodbury	21-05.00	19-02.00	1.1	1	
16	Rashad McKinley	11	Hill-Murray, Maplewood	21-09.50	19-00.00	1.4	1	
–	Godsword Simon	12	St. Paul Highland Park	21-10.50	FOUL		2	

---

## Triple Jump – Each competitor will be allowed four (4) total trials

Place	Name	Grade	School	Seed Mark	Finals	Wind	Flight	Points
1	William Heydt	11	Alexandria Area	42-10.75	45-04.50	3.4	1	12
2	Anthony Borom	11	Fridley	43-05.75	45-04.25	1.9	2	10
3	Ian Lillquist	12	New Prague	43-01.75	44-09.00	2.3	2	8
4	George Nyanforth	12	Moorhead	44-01.00	44-08.00	1.8	2	6
5	Abagotte Opiew	10	Worthington	43-06.75	43-11.25	2.2	2	5
6	Ryan McDowell	11	Stillwater Area	44-04.50	43-01.50	1.6	2	4
7	Nicholas Bartlett	11	Forest Lake	43-04.00	43-01.50	1.9	2	3
8	David Ierino	12	Duluth East	43-05.00	42-04.00	2.8	2	2
9	Kareem Hegazy	12	Woodbury	41-07.00	41-10.50	1.4	1	1
10	Spencer Pearson	11	Rochester Mayo	42-10.50	41-08.00	2.3	1	
11	Henry Schaefer	11	Richfield	40-09.00	41-07.75	3.2	1	
12	Myles Champion	12	Hopkins	42-10.50	41-02.00	2.2	1	
13	Gavin Rogers	11	White Bear Lake Area	42-07.00	41-01.25	2.2	1	
14	Aiden Buendorf	12	Rosemount	42-05.50	40-11.25	2.0	1	
15	Michael Meadowcroft	11	Wayzata	42-04.00	38-09.00	0.3	1	
–	Edmund Ocansey	12	Champlin Park	43-11.00	DNS	NWI	2	

See Pages 66-71 for Minnesota State Meet All-Time Records, Class A Records and AA Records.

\*Denotes cooperatively sponsored program.



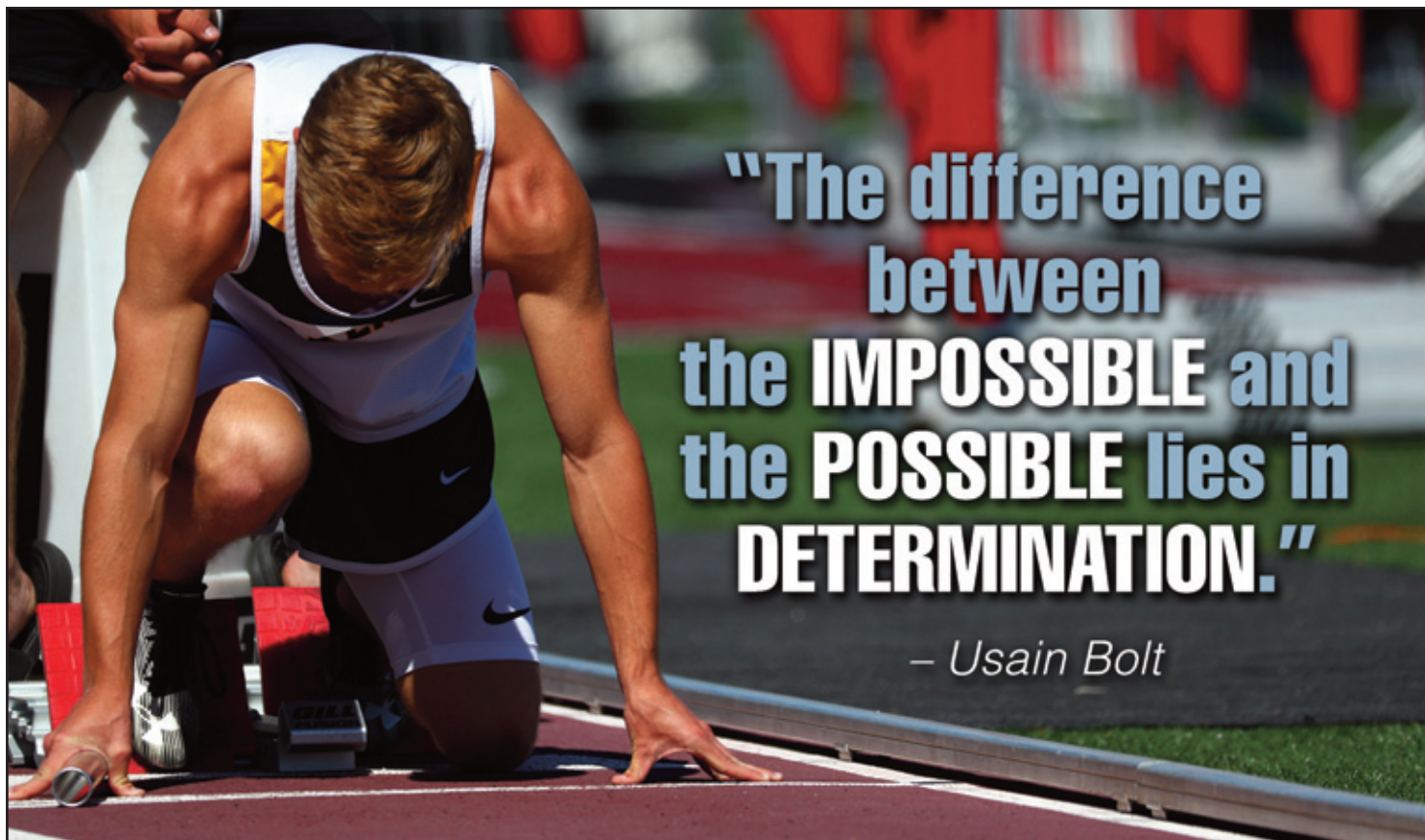
# CLASS AA BOYS FIELD RESULTS

## Shot Put – Each competitor will be allowed four (4) total trials

Place	Name	Grade	School	Seed Mark	Finals	Flight	Points
1	Marcus Hansen	12	Waseca	62-07.50	63-02.25	2	12
2	Jackson Weston	11	Grand Rapids	51-09.50	54-10.00	2	10
3	Alexander Jensen	10	Fergus Falls	54-07.00	53-10.25	2	8
4	Hayden Bills	10	Rosemount	53-00.75	53-00.50	2	6
5	Weston Ebner	11	Rosemount	52-10.75	52-02.75	2	5
6	Dylan Gross	9	Brainerd	53-04.00	51-00.75	2	4
7	Jakobi Arueya	12	Blaine	49-05.00	50-11.25	1	3
8	Andrew Koehler	12	Chisago Lakes, Lindstrom	51-06.00	49-08.25	2	2
9	Brian Glomstad	12	Wayzata	50-04.00	49-03.25	1	1
10	Justin Freteg	11	Stillwater Area	48-09.50	49-00.50	1	
11	Tyler Nebelung	12	Anoka	49-01.75	47-09.00	1	
12	Colton Rada	11	Chaska	50-06.00	47-05.00	2	
13	Bennett Tabor	12	Simley, Inver Grove Heights	48-03.00	45-10.25	1	
14	Jacob Schetinski	12	Mahtomedi	47-01.50	45-03.25	1	
15	Daniel Knudsen	12	Eden Prairie	47-00.00	44-01.50	1	
16	Christian Elert	11	Prior Lake	47-09.50	41-03.75	1	

## Shot Put Wheelchair – Each competitor will be allowed four (4) total trials

Place	Name	Grade	School	Seed Mark	Finals	Points	Category
1	Macario Palomares	12	Buffalo	17-11.25	19-11.75	1	Cat 1



See Pages 66-71 for Minnesota State Meet All-Time Records, Class A Records and AA Records.

\*Denotes cooperatively sponsored program.

# CLASS AA BOYS FIELD RESULTS

## Discus – Each competitor will be allowed four (4) total trials

Place	Name	Grade	School	Seed Mark	Finals	Flight	Points
1	Marcus Hansen	12	Waseca	170-08	178-08	2	12
2	Hayden Bills	10	Rosemount	169-08	165-01	2	10
3	Tyler Nebelung	12	Anoka	147-11	153-09	2	8
4	Charles Barnick	12	Rosemount	150-09	151-06	2	6
5	Maxwell Hammons	12	Osseo	155-10	151-02	2	5
6	Jackson Weston	11	Grand Rapids	142-02	143-01	1	4
7	Elinneus Davis	10	Moorhead	142-06	142-00	1	3
8	Luke Gunderson	12	Buffalo	141-01	139-09	1	2
9	Bennett Tabor	12	Simley, Inver Grove Heights	141-00	137-06	1	1
10	Michael Harris	12	Tartan, Oakdale	148-08	137-04	2	
11	Daniel Knudsen	12	Eden Prairie	135-00	137-01	1	
12	Anthony Staryszak	11	Monticello	150-01	130-09	2	
13	Andrew Koehler	12	Chisago Lakes, Lindstrom	130-07	127-02	1	
--	Martin Owusu	10	Prior Lake	136-01	FOUL	1	
--	Jaxon Howard	10	Robbinsdale Cooper	137-05	DNS	1	
--	Charley Gleason	10	Stillwater Area	148-04	DNS	2	



See Pages 66-71 for Minnesota State Meet All-Time Records, Class A Records and AA Records.

\*Denotes cooperatively sponsored program.



# AN EASY FIT IN BUSY SCHEDULES.

Take it from students who work at  
McDonald's restaurants in Minnesota  
and western Wisconsin.

For job information, text  
APPLY to 36453 or visit  
[mcdonalds.com/careers](http://mcdonalds.com/careers)

MADE  
AT



"IF I EVER NEED TO SCALE  
BACK MY HOURS TO BALANCE  
SCHOOL, WORK OR ATHLETICS,  
THEY MAKE IT SUPER EASY  
AND FLEXIBLE."

-GRANT

"I HAVE A DEMANDING  
SCHOOL SCHEDULE,  
BUT MCDONALD'S  
ALLOWS ME TO WORK  
AROUND MY STUDIES  
AND SPORTS."

-ANNIE

"YOU LEARN A GREAT  
WORK ETHIC AND GET  
AMAZING FLEXIBILITY  
FOR SCHEDULES. YOU  
COULD EASILY BUILD  
WORKING HERE INTO  
YOUR DAILY LIFE."

-MAIYA

"I'VE LEARNED ABOUT  
RESPONSIBILITY AND  
CUSTOMER SERVICE"

-KARON

McDonald's Owner/Operators in Minnesota and western Wisconsin are proud sponsors of the Minnesota State High School League.



**Minnesota-Scores**  
*Home of the QRF!*  
**.net**

What you want...

- EVERY SCORE OF EVERY GAME

What you need...

- SCHEDULES
- STANDINGS
- RANKINGS
- MESSAGE BOARDS
- HISTORICAL ARCHIVES

**BE PART OF THE COMMUNITY**

*Serving the athletes of Minnesota since 2004*

# CLASS AA GIRLS RUNNING RESULTS

## 100 Meter Dash – Timed Finals

Place	Name	Grade	School	Seed Time	Finals	Wind	Heat	Points
1	Maddie Dahlien	11	Edina	12.08	11.982	0.3	2	12
2	Alexis Pratt	12	Stillwater Area	12.16	11.985	0.3	2	10
3	Aaliyah Heine	12	St. Michael-Albertville	12.08	12.07	0.3	2	8
4	Mackenzie Jacobson	12	Rosemount	12.13	12.08	0.3	2	6
5	I'Tianna Salaam	11	DeLaSalle, Minneapolis	12.37	12.177	1.8	1	5
6	Tamia Horton	11	North, North St. Paul	12.50	12.180	1.8	1	4
7	Mini Jallah	10	Wayzata	12.34	12.21	0.3	2	3
8	Brenna Deason	10	Brainerd	12.29	12.29	0.3	2	2
9	Emily Anderson	11	Centennial	12.19	12.36	0.3	2	1
10	Ashley Fisher	9	Academy of Holy Angels, Richfield	12.63	12.38	1.8	1	
11	Marquette Berlin-Burns	12	Winona	12.29	12.40	0.3	2	
12	Sam Christoffer	11	Willmar	12.23	12.42	0.3	2	
13	Katie Lambrecht	12	Byron	12.44	12.43	1.8	1	
14	Brianna Bluiett	11	Buffalo	12.90	12.47	1.8	1	
15	Alexandra Niska	12	Duluth East	12.81	12.49	1.8	1	
16	Ella Sukup	11	Visitation, Mendota Heights	12.62	12.61	1.8	1	
17	Jordan Grell	11	Waconia	12.94	12.76	1.8	1	
18	Bianca Lott	11	Duluth East	12.91	12.83	1.8	1	

---

## 200 Meter Dash – Timed Finals

Place	Name	Grade	School	Seed Time	Finals	Wind	Heat	Points
1	Maddie Dahlien	11	Edina	25.01	24.45	1.5	2	12
2	Alexis Pratt	12	Stillwater Area	24.71	24.88	1.5	2	10
3	Laubenra Ben	11	Park Center, Brooklyn Park	25.09	24.96	1.5	2	8
4	Mackenzie Jacobson	12	Rosemount	25.23	25.11	1.5	2	6
5	Aaliyah Heine	12	St. Michael-Albertville	25.35	25.30	1.5	2	5
6	Niamya Holloway	11	Eden Prairie	25.45	25.38	1.5	2	4
7	Anika Larson	10	Cambridge-Isanti	25.99	25.41	2.9	1	3
8	Kate Carlson	12	Simley, Inver Grove Heights	26.00	25.76	2.9	1	2
9	Katie Lambrecht	12	Byron	25.34	25.77	1.5	2	1
10	Alexandra Niska	12	Duluth East	26.25	25.88	2.9	1	
11	Sam Christoffer	11	Willmar	25.46	25.97	1.5	2	
12	Willow Carrier	12	Moorhead	25.94	26.19	2.9	1	
13	Ella Sukup	11	Visitation, Mendota Heights	26.48	26.36	2.9	1	
14	Megan Geraets	12	Mankato East	26.27	26.40	2.9	1	
15	Jordan Grell	11	Waconia	26.69	26.68	2.9	1	
16	Danielle Madden	12	White Bear Lake Area	25.85	26.86	1.5	2	

See Pages 66-71 for Minnesota State Meet All-Time Records, Class A Records and AA Records.

\*Denotes cooperatively sponsored program.



# CLASS AA GIRLS RUNNING RESULTS

## 400 Meter Dash – Timed Finals

Place	Name	Grade	School	Seed Time	Finals	Heat	Points
1	Maddie Dahlien	11	Edina	56.61	55.48	2	12
2	Laubenra Ben	11	Park Center, Brooklyn Park	58.21	56.54	2	10
3	Alexandra Niska	12	Duluth East	57.97	56.87	2	8
4	Jordyn Borsch	10	Maple Grove	58.48	57.58	2	6
5	Katie Lambrecht	12	Byron	58.50	57.62	1	5
6	Jenna Johnson	11	Rosemount	58.09	57.69	2	4
7	Kate LeBlanc	11	Minnetonka	58.28	57.92	2	3
8	Megan Geraets	12	Mankato East	59.21	58.67	1	2
9	Aiyana Knight	11	Cambridge-Isanti	58.26	59.09	2	1
10	Ella Sukup	11	Visitation, Mendota Heights	58.38	59.57	2	
11	Thalia Mendoza-brunotte	11	Monticello	1:00.39	1:00.21	1	
12	Elizabeth Hallum	11	Eastview, Apple Valley	58.43	1:00.34	2	
13	Elena Fuglestad	10	Alexandria Area	1:00.43	1:00.52	1	
14	Danya Estrada	10	Marshall	59.49	1:00.94	1	
15	Katelyn Porter	10	White Bear Lake Area	59.71	1:01.39	1	
–	Julia Freed	10	Roseville Area	1:00.49	SCR	1	

---

## 800 Meter Run – Timed Finals

Place	Name	Grade	School	Seed Time	Finals	Heat	Points
1	Zoie Dundon	11	Burnsville	2:10.63	2:10.54	2	12
2	Sydney Drevlow	8	Hopkins	2:14.59	2:11.38	2	10
3	Izzy Engle	9	Edina	2:14.94	2:12.67	2	8
4	Emilie Meyer	12	Totino-Grace, Fridley	2:16.30	2:12.91	2	6
5	Taylor Heimerl	10	Rosemount	2:16.99	2:15.40	2	5
6	Morgan Peterman	10	Stillwater Area	2:17.28	2:16.50	2	4
7	Ella Niznik	11	Forest Lake	2:21.32	2:16.58	1	3
8	Hailee Zimpel	10	Zimmerman	2:21.57	2:16.70	1	2
9	Penelopea Gordon	11	Rochester Century	2:18.38	2:17.60	2	1
10	Rina Aschemann	11	Eagan	2:18.54	2:18.684	2	
11	Alexa Davis	11	Osseo	2:20.76	2:18.686	1	
12	Jayda Becker	12	Shakopee	2:24.14	2:22.09	1	
13	Nina Dawson	11	Willmar	2:24.82	2:22.41	1	
14	Brooke Verkinnes	11	St. Cloud Apollo	2:26.34	2:28.63	1	
15	Carly Gorter	12	Shakopee	2:23.72	2:30.24	1	
16	Ellie Moore	8	St. Paul Highland Park	2:18.25	2:32.97	2	

See Pages 66-71 for Minnesota State Meet All-Time Records, Class A Records and AA Records.

\*Denotes cooperatively sponsored program.

# CLASS AA GIRLS RUNNING RESULTS

## 1600 Meter Run – Timed Finals

Place	Name	Grade	School	Seed Time	Finals	Points
1	Alexandra Weimer	11	St. Michael-Albertville	4:57.23	4:49.93	12
2	Isabella Roemer	11	Chanhassen	4:58.25	4:50.37	10
3	Analee Weaver	12	Stillwater Area	4:56.01	4:51.45	8
4	Anna Fenske	12	Farmington	5:07.22	4:53.94	6
5	Isabelle Schmitz	9	Hutchinson	4:59.98	4:54.84	5
6	Miriam Sandeen	12	Eden Prairie	5:01.80	4:55.03	4
7	Abbey Nechanicky	10	Wayzata	5:00.75	4:55.76	3
8	Jaelyn Miller	9	Alexandria Area	5:18.08	5:02.44	2
9	Halle Mestery	11	East Ridge, Woodbury	5:05.53	5:02.93	1
10	Aleah Miller	11	Alexandria Area	5:17.87	5:05.77	
11	Abby Hibbs	8	Champlin Park	5:14.77	5:09.12	
12	Megan Lee	10	Bloomington Jefferson	5:10.56	5:11.83	
13	Molly Moening	11	St. Paul Highland Park	5:13.46	5:14.72	
14	Ruby Gernandt	12	Faribault	5:17.48	5:15.35	
15	Norah Hushagen	8	Forest Lake	5:22.29	5:21.16	
16	Julia Babineau	10	Andover	5:22.80	5:44.08	

---

## 3200 Meter Run – Timed Finals

Place	Name	Grade	School	Seed Time	Finals	Points
1	Analee Weaver	12	Stillwater Area	10:34.22	10:15.27	12
2	Alexandra Weimer	11	St. Michael-Albertville	10:33.32	10:21.41	10
3	Abbey Nechanicky	10	Wayzata	10:52.73	10:24.16	8
4	Isabella Roemer	11	Chanhassen	10:28.10	10:26.73	6
5	Miriam Sandeen	12	Eden Prairie	11:01.11	10:42.86	5
6	Anna Fenske	12	Farmington	11:49.98	10:45.05	4
7	Luna Scorzelli	9	St. Paul Highland Park	11:06.14	10:51.35	3
8	Isabelle Schmitz	9	Hutchinson	10:53.44	10:51.37	2
9	Halle Mestery	11	East Ridge, Woodbury	11:16.92	10:56.78	1
10	Abby Hibbs	8	Champlin Park	11:03.48	11:00.16	
11	Norah Hushagen	8	Forest Lake	11:28.07	11:05.61	
12	Aleah Miller	11	Alexandria Area	11:30.81	11:21.54	
13	Briahna Hensel	12	Park, Cottage Grove	11:25.06	11:38.07	
14	Mackenzey Lippold	9	Farmington	11:53.81	11:45.15	
15	Cora Nephew	11	Duluth East	11:28.42	11:56.54	
16	Gabby Witschen	12	Monticello	11:34.83	12:02.28	

See Pages 66-71 for Minnesota State Meet All-Time Records, Class A Records and AA Records.

\*Denotes cooperatively sponsored program.

# CLASS AA GIRLS RUNNING RESULTS

## 100 Meter Hurdles – Timed Finals

Place	Name	Grade	School	Seed Time	Finals	Wind	Heat	Points
1	Ava Cinnamo	11	Rosemount	14.34	14.49	2.0	2	12
2	Ruby Pajibo	10	Minnetonka	15.04	14.56	2.0	2	10
3	Hannah Hanson	10	Rochester Mayo	14.56	14.72	2.0	2	8
4	Jillian Hiveley	11	Prior Lake	14.86	14.73	2.0	2	6
5	Kennedy Martinson	10	Coon Rapids	14.59	14.731	2.0	2	5
6	Madysen Schmidt	11	Bemidji	14.75	14.737	2.0	2	4
7	Ava Fitzgerald	11	Roseville Area	15.02	14.77	2.0	2	3
8	Cecelia Woods	10	Rocori, Cold Spring	15.05	15.09	2.0	2	2
9	Tashina Beyioku-Alase	12	Champlin Park	14.98	15.16	2.0	2	1
10	Kezia Lee	12	Dassel-Cokato	16.09	15.36	0.1	1	
11	Macee Redman	11	Hopkins	15.48	15.40	0.1	1	
12	Heather Wiehe	12	Stillwater Area	15.69	15.46	0.1	1	
13	Lauren Feddema	11	Buffalo	16.20	15.53	0.1	1	
14	Makenna Huetten	12	Eastview, Apple Valley	15.62	16.23	0.1	1	
15	Elise Harriman	10	Hermantown	16.38	16.39	0.1	1	
–	Olivia Jameson	11	Cloquet	15.84	DNS	0.1	1	

## 300 Meter Hurdles – Timed Finals

Place	Name	Grade	School	Seed Time	Finals	Wind	Heat	Points
1	Ava Cinnamo	11	Rosemount	44.81	44.01	2	12	
2	Grace Brandt	10	*Spring Lake Park/St. Anthony Village	44.27	44.03	2	10	
3	Claire Kohler	9	Minnetonka	45.05	44.48	2	8	
4	Lauren Berg	11	Bemidji	45.52	44.76	2	6	
5	Ava Fitzgerald	11	Roseville Area	46.02	44.94	2	5	
6	Claire Beckman	12	Andover	46.17	45.14	2	4	
7	Katie Ose	11	Eden Prairie	46.00	45.19	2	3	
8	Kezia Lee	12	Dassel-Cokato	47.00	45.25	1	2	
9	Jillian Hiveley	11	Prior Lake	45.46	45.49	2	1	
10	Chloe Hughes	12	Winona	46.26	45.66	1		
11	Anika Shequin	12	*Spring Lake Park/St. Anthony Village	46.18	45.98	1		
12	Alexis Cole	12	Alexandria Area	45.97	46.60	2		
13	Lauren Feddema	11	Buffalo	47.28	46.80	1		
14	Lily Hamacher	11	St. Paul Central	47.09	47.17	1		
15	Allison Anderson	12	Hermantown	48.19	47.59	1		
16	Alexis Plitzkow	12	Eastview, Apple Valley	47.45	49.87	1		

See Pages 66-71 for Minnesota State Meet All-Time Records, Class A Records and AA Records.

\*Denotes cooperatively sponsored program.

# CLASS AA GIRLS RUNNING RESULTS

## 4 x 100 Meter Relay – Timed Finals

Place	School	Seed Time	Finals	Heat	Points
1	St. Michael-Albertville 1) Gabriella Keefer 8; 2) Olivia Peal 10; 3) Raina Simat 9; 4) Aaliyah Heine 12	49.10	48.28	2	12
2	Rochester Century 1) Favor Omoijuanfo 10; 2) Addison Clarey 11; 3) Sarrah Lindner 11; 4) Madison Habberstad 10	49.40	48.65	2	10
3	Brainerd 1) Molly Hagelie 10; 2) Myah Nelson 11; 3) Madison Genz 12; 4) Brenna Deason 10	49.64	48.83	2	8
4	Winona 1) Anissa Lee 12; 2) Chloe Hughes 12; 3) Nevaeh Mitchell 8; 4) Marquette Berlin-Burns 12	49.19	49.03	2	6
5	Minnetonka 1) Bentley Hendrickson 8; 2) Lucy Hiller 10; 3) Ruby Pajibo 10; 4) Briena Giebel 9	49.59	49.22	2	5
6	Moorhead 1) Alexis Olderbak 10; 2) Halle Gregoire 10; 3) Willow Carrier 12; 4) Summer Lindquist 11	50.03	49.38	2	4
7	*Spring Lake Park/St. Anthony Village 1) Addison Stephani 11; 2) Grace Brandt 10; 3) Victoria LaBerge 11; 4) Charis Lawson 12	50.15	49.51	2	3
8	Buffalo 1) Brianna Shroyer 10; 2) Brianna Bluiett 11; 3) Elsa Peterson 10; 4) Lauren Feddema 11	50.98	50.08	1	2
9	Cambridge-Isanti 1) Larissa Block 12; 2) June Merkouris 11; 3) Anika Larson 10; 4) Kaylee Clement 12	50.63	50.27	1	1
10	Prior Lake 1) Jayla Henderson 12; 2) Samantha Barrett 12; 3) Ashlyn Jore 11; 4) Addyson White 9	50.00	50.39	2	
11	Stillwater Area 1) Angela Taylor 9; 2) Eva Stafne 10; 3) Heather Wiehe 12; 4) Cayman Pagel 9	50.61	50.40	1	
12	Waconia 1) Amber Kellen 12; 2) Bethany Langer 9; 3) Jordan Machacek 12; 4) Jordan Grell 11	50.66	50.67	1	
13	Eagan 1) Alysha Onwuneme 10; 2) Lauren Rocheford 11; 3) Seraphina Stewart 10; 4) Josie Seehafer 8	50.43	50.94	1	
14	Princeton 1) Lillian Koenig 8; 2) Tyah Rothschild 12; 3) Alexis Nordstrom 10; 4) Kaitlyn Sautter 11	51.47	51.20	1	
—	Wayzata 1) Mara Gillem 12; 2) Ava Cortright 12; 3) Zolia Dabet 12; 4) Mini Jallah 10	48.85	DQ	2	
—	Roseville Area 1) Olivia Gentile 11; 2) Raylee Wallis 12; 3) Samantha Balak 11; 4) Mallory Dittel 12	50.31	DQ	1	

See Pages 66-71 for Minnesota State Meet All-Time Records, Class A Records and AA Records.

\*Denotes cooperatively sponsored program.

# CLASS AA GIRLS RUNNING RESULTS

## 4 x 200 Meter Relay – Timed Finals

Place	School	Seed Time	Finals	Heat	Points
1	Park Center, Brooklyn Park 1) Shadaizhalynn Chatman 11; 2) Laubental Ben 9; 3) Shynika Chatman 8; 4) Laubenra Ben 11	1:45.01	1:42.39	2	12
2	Monticello 1) Sasha Steinbach 9; 2) Natalie Emmerich 11; 3) Thalia Mendoza-brunotte 11; 4) Emelia Skistad 9	1:45.09	1:43.75	2	10
3	Cambridge-Isanti 1) Larissa Block 12; 2) Kaylee Clement 12; 3) Anika Larson 10; 4) Aiyana Knight 11	1:46.45	1:43.98	1	8
4	St. Michael-Albertville 1) Gabriella Delgado 9; 2) Gabriella Keefer 8; 3) Jacqueline Bergeron 9; 4) Hannah Kvant 10	1:46.48	1:43.99	1	6
5	Wayzata 1) Ramira Ambrose 11; 2) Ava Cortright 12; 3) Ava Mateega 10; 4) Mara Gillem 12	1:43.50	1:44.25	2	5
6	Eden Prairie 1) Kennedy Houston 11; 2) Maggie Zaugg 11; 3) Adisa Preston 12; 4) Niamya Holloway 11	1:46.23	1:44.46	2	4
7	Roseville Area 1) Ava Fitzgerald 11; 2) Hemetii Apet 10; 3) Raylee Wallis 12; 4) Mallory Dittel 12	1:44.77	1:44.86	2	3
8	Eastview, Apple Valley 1) Anika Elvrum 12; 2) Athena Zahn 9; 3) Lillian Peterson 11; 4) Elizabeth Hallum 11	1:44.66	1:45.09	2	2
9	Moorhead 1) Halle Gregoire 10; 2) Liana Ulness 12; 3) Willow Carrier 12; 4) Summer Lindquist 11	1:46.18	1:45.20	2	1
10	Rosemount 1) Catelyn Ketterling 9; 2) Mackenzie Jacobson 12; 3) Shay Payne 10; 4) Jenna Johnson 11	1:43.25	1:45.34	2	
11	Lakeville South 1) Caroline Curran 9; 2) Deidre Grimm 10; 3) Ella Erickson 10; 4) Jordyn Glinski 12	1:47.03	1:45.62	1	
12	Prior Lake 1) Samantha Barrett 12; 2) Reese Weimerskirch 10; 3) Juliann Will 11; 4) Addyson White 9	1:45.11	1:45.96	2	
13	Stillwater Area 1) Mary Slowinski 10; 2) Angela Taylor 9; 3) Eva Stafne 10; 4) Abigail Hansen 11	1:46.64	1:46.27	1	
14	North Branch 1) Ella Dick 7; 2) Sophia Benedict 8; 3) Paige Bauer 12; 4) Dakota Esget 8	1:48.82	1:48.50	1	
15	Shakopee 1) Makayla Cizek 12; 2) Raeanne Geis 10; 3) Sarah Hansen 12; 4) Natalie Holte 12	1:48.48	1:49.16	1	
–	Mankato East 1) Avery Schuh 9; 2) Hannah Roise 10; 3) Kaylie Geraets 9; 4) Megan Geraets 12	1:47.60	DQ	1	

See Pages 66-71 for Minnesota State Meet All-Time Records, Class A Records and AA Records.

\*Denotes cooperatively sponsored program.



# CLASS AA GIRLS RUNNING RESULTS

## 4 x 400 Meter Relay – Timed Finals

Place	School	Seed Time	Finals	Heat	Points
1	Edina 1) Skyler Kieffer 11; 2) Emma Hudson 12; 3) Wesley MacMiller 11; 4) Izzy Engle 9	3:58.02	3:54.75	2	12
2	Minnetonka 1) Claire Kohler 9; 2) Ella Graham 9; 3) Kathryn Mindak 11; 4) Kate LeBlanc 11	3:59.81	3:55.27	2	10
3	Rosemount 1) Makayla Bishop 12; 2) Taylor Heimerl 10; 3) Mya Cinnamo 10; 4) Jenna Johnson 11	4:00.99	3:59.41	2	8
4	Eagan 1) Kyra Kusnierek 11; 2) Ava Ligtenberg 8; 3) Ella Logan 9; 4) Rina Aschemann 11	4:01.33	4:00.87	2	6
5	Forest Lake 1) Amelea Hauer 12; 2) Ellie Hanowski 10; 3) Annabelle Stang 11; 4) Ella Niznik 11	4:05.55	4:01.86	2	5
6	Eastview, Apple Valley 1) Alexis Plitzkow 12; 2) Anika Elvrum 12; 3) Madilyn Wodele 10; 4) Elizabeth Hallum 11	4:05.10	4:03.97	2	4
7	Totino-Grace, Fridley 1) Keely McSherry 11; 2) Itoro Etuko 9; 3) Molly Vance 10; 4) Emilie Meyer 12	4:07.73	4:04.00	2	3
8	Willmar 1) Lauren Eilers 8; 2) Nina Dawson 11; 3) Lyndi Koosman 9; 4) Sam Christoffer 11	4:10.93	4:04.11	1	2
9	Bemidji 1) Josephine Aitken 11; 2) Mary Beth Mathews 11; 3) Regan DeWitt 10; 4) Lauren Berg 11	4:08.93	4:04.15	1	1
10	White Bear Lake Area 1) Katelyn Porter 10; 2) Melanie Pankow 12; 3) Alyssa Hamlin 8; 4) Danielle Madden 12	4:07.43	4:04.77	2	
11	Farmington 1) Ava Sullivan 10; 2) Marianah Scott 9; 3) Anna Fenske 12; 4) Maleah Scott 12	4:05.62	4:04.88	2	
12	Roseville Area 1) Hemetii Apet 10; 2) Sophia Seifert 9; 3) Raylee Wallis 12; 4) Mallory Dittel 12	4:09.32	4:07.75	1	
13	Andover 1) Brekkyn Lammert 12; 2) Julia Babineau 10; 3) Olivia Knoepfle 12; 4) Claire Beckman 12	4:08.94	4:08.47	1	
14	Maple Grove 1) Anna Zigman 11; 2) Allison Stacy 9; 3) Abigail Oakland 8; 4) Jordyn Borsch 10	4:10.52	4:09.17	1	
15	Waconia 1) Maya Lindstrom 11; 2) Carrigan Mair 8; 3) Madeline Lage 9; 4) Adorisa Kaeding 11	4:12.24	4:10.17	1	
16	Chaska 1) Synia Montoya 11; 2) Noella Ross 7; 3) Kendall Thom 11; 4) Annalise Bury 11	4:16.01	4:13.13	1	

See Pages 66-71 for Minnesota State Meet All-Time Records, Class A Records and AA Records.

\*Denotes cooperatively sponsored program.

# CLASS AA GIRLS RUNNING RESULTS

## 4 x 800 Meter Relay – Timed Finals

Place	School	Seed Time	Finals	Heat	Points
1	Wayzata 1) Grace Weber 10; 2) Grace Mignone 10; 3) Grace Link 12; 4) Teegan Anderson 10	9:20.70	9:08.02	2	12
2	Minnetonka 1) Annalise Johnson 12; 2) Anna Cherian 12; 3) Ella Graham 9; 4) Kate LeBlanc 11	9:23.30	9:19.75	2	10
3	St. Paul Highland Park 1) Delia Johnson 10; 2) Luna Scorzelli 9; 3) Ellie Moore 8; 4) Molly Moening 11	9:39.76	9:20.22	2	8
4	Forest Lake 1) Amelea Hauer 12; 2) Ellie Hanowski 10; 3) Jordan Parent 10; 4) Ella Niznik 11	9:36.93	9:24.90	2	6
5	Eagan 1) Kyra Kusnierek 11; 2) Ava Ligtenberg 8; 3) Josie Seehafer 8; 4) Rina Aschemann 11	9:35.45	9:29.61	2	5
6	Alexandria Area 1) Emma Ecker 11; 2) Greta Oldenkamp 9; 3) Giselle Jahner 10; 4) Myah Kremer 12	9:36.85	9:30.13	2	4
7	Rochester Century 1) Gracie Shannon 12; 2) Sophia Trabuco 8; 3) Kennedy Speer 11; 4) Penelopea Gordon 11	9:43.57	9:32.17	1	3
8	Mounds View 1) Kate Roeber 8; 2) Magnolia Taylor 9; 3) Taylor Isabel 10; 4) Lauren Kath 9	9:47.55	9:33.40	1	2
9	Prior Lake 1) Isabelle Reinders 7; 2) Sara Gastony 7; 3) Layla Vennink 8; 4) Keeley Mohling 7	9:41.77	9:37.87	1	1
10	Waconia 1) Jamie Sorenson 12; 2) Maya Lindstrom 11; 3) Madeline Lage 9; 4) Adorisa Kaeding 11	9:38.86	9:39.12	2	
11	Maple Grove 1) Kalli Smith 12; 2) Lindsey Young 11; 3) Lily Chabica 11; 4) Abigail Oakland 8	9:52.10	9:41.48	1	
12	Marshall 1) Bellamy Sukalski 11; 2) Taliegha Bigler 7; 3) Miracle Tucker 10; 4) Allyson Sample 9	9:42.85	9:46.59	1	
13	Andover 1) Julia Babineau 10; 2) Alyssa Gerth 12; 3) Brekkyn Lammert 12; 4) Claire Beckman 12	9:47.25	9:53.17	1	
14	Northfield 1) Erica Loe 12; 2) Wendy Bollum 12; 3) Josie Hauck 9; 4) Clara Lippert 11	9:43.69	10:02.48	1	
15	Willmar 1) Lauren Eilers 8; 2) Hannah Quinn 9; 3) Erin Eilers 8; 4) Nina Dawson 11	9:35.47	10:07.13	2	
16	Roseville Area 1) Tilia Iverson 9; 2) Sara Grosse 10; 3) Katelyn Swanson 11; 4) Eleanor Long 12	10:25.38	10:10.77	1	

See Pages 66-71 for Minnesota State Meet All-Time Records, Class A Records and AA Records.

\*Denotes cooperatively sponsored program.

# CLASS AA GIRLS FIELD RESULTS

## High Jump – Five (5) alive procedure

### CONTINUOUS FLIGHTS (5 ALIVE)

Opening height 4'10" – 2" increments until nine remain, then 1" increments

Place	Name	Grade	School	Seed Mark	Finals	Points
1	Niamya Holloway	11	Eden Prairie	5-05.00	5-08.00	12
2	Winona Stone	10	Minnetonka	5-05.00	5-05.00	10
3	Olivia Jameson	11	Cloquet	5-05.00	5-05.00	8
4	Ainsley Hansen	11	Fergus Falls	5-02.00	5-04.00	6
5	Sophie Hart	12	Farmington	5-04.00	5-04.00	5
6	Avery Hennen	11	New Prague	5-03.00	5-02.00	4
7	Megan Monsrud	11	*Spring Lake Park/St. Anthony Village	5-02.00	5-02.00	2.50
7	Alyssa Draheim	10	Centennial	5-02.00	5-02.00	2.50
9	Ava Brogren	11	Willmar	5-04.00	5-02.00	1
10	Mari Mohling	11	Prior Lake	5-03.00	5-02.00	
10	Caroline Anderson	12	Henry Sibley, Mendota Heights	5-02.00	5-02.00	
12	Sylvia Stephenson	11	Lakeville South	5-03.00	5-00.00	
13	Ada Schlenker	10	Cambridge-Isanti	5-02.00	5-00.00	
14	Emma Starkey	11	Chanhassen	5-01.00	5-00.00	
15	Julia Thompson	12	St. Paul Highland Park	5-02.00	5-00.00	
--	Ajibola Omoyeni	12	Hill-Murray, Maplewood	4-10.00	NH	
--	Elissa Moonen	11	Belle Plaine	SCR		
--	Emily Spanier		Albany	SCR		
--	Charley Bowles	7	The Blake School, Minneapolis	SCR		

## Pole Vault – Five (5) alive procedure

### CONTINUOUS FLIGHTS (5 ALIVE)

Opening height 9'6" – 6" increments until nine remain, then 3" increments

Place	Name	Grade	School	Seed Mark	Finals	Points
1	Julia Gherardi	11	Hibbing	12-07.00	12-06.00	12
2	Carolyn Tarpey	12	Eden Prairie	11-07.00	11-06.00	10
3	Paige Bauer	12	North Branch	11-00.00	11-06.00	8
4	Jenna Sikel	11	Mankato West	11-03.00	11-03.00	6
5	Sofia Condon	10	Anoka	11-07.00	11-00.00	5
6	Heather Wiehe	12	Stillwater Area	11-03.00	11-00.00	4
7	Olivia Gentile	11	Roseville Area	11-03.00	10-06.00	3
8	Mikelle Naatjes	12	Lakeville North	11-06.00	10-06.00	1
8	Abby Olenius	11	Mankato West	10-09.00	10-06.00	1
8	Madeline Kaufman	9	Eden Prairie	10-03.00	10-06.00	1
11	Kathryn Nollette	12	Prior Lake	10-00.00	10-00.00	
12	Brenna Deason	10	Brainerd	10-00.00	10-00.00	
13	Quinn Bolluyt	12	Eagan	9-09.00	9-06.00	
14	Molly Vaughan	12	Hastings	10-03.00	9-06.00	
14	Danielle Schirmers	11	Little Falls	10-03.00	9-06.00	
—	Brianna Schoenrock	12	Blaine	11-00.00	SCR	

See Pages 66-71 for Minnesota State Meet All-Time Records, Class A Records and AA Records.

\*Denotes cooperatively sponsored program.

# CLASS AA GIRLS FIELD RESULTS

## Long Jump – Each competitor will be allowed four (4) total trials

Place	Name	Grade	School	Seed Mark	Finals	Wind	Flight	Points
1	Olivia Peal	10	St. Michael-Albertville	17-09.50	18-01.75	3.1	2	12
2	Samantha Barrett	12	Prior Lake	17-05.00	17-10.50	-0.2	2	10
3	Justus Floren	12	Sauk Rapids-Rice	17-04.00	17-08.00	2.3	1	8
4	Sam Christoffer	11	Willmar	18-04.00	17-07.25	-2.6	2	6
5	Jayda Becker	12	Shakopee	17-04.50	17-06.50	0.8	1	5
6	Victoria LaBerge	11	*Spring Lake Park/St. Anthony Village	17-10.50	17-02.75	1.7	2	4
7	Madison Habberstad	10	Rochester Century	17-05.75	17-02.75	0.4	2	3
8	Mikelle Naatjes	12	Lakeville North	17-09.50	17-01.75	1.2	2	2
9	Hemetii Apet	10	Roseville Area	17-10.50	17-00.00	+0.0	2	1
10	Sihirah Reese	11	St. Louis Park	17-00.00	16-11.75	1.4	1	
11	Paige Bauer	12	North Branch	17-02.25	16-11.50	2.0	1	
12	Paige Kalis	12	New Ulm	17-06.50	16-11.50	3.0	2	
13	Delanie Siewert	12	Maple Grove	18-01.00	16-09.75	0.2	2	
14	Adaeze Udalla	12	Elk River	16-01.25	16-08.25	0.8	1	
15	Sophie Nilsson	12	Burnsville	17-03.50	16-06.50	0.6	1	
16	Lillian Wanzek	10	Hopkins	16-07.00	16-04.00	1.3	1	
17	Jackelyn Ong	11	Mahtomedi	17-02.25	15-08.00	1.6	1	

## Triple Jump – Each competitor will be allowed four (4) total trials

Place	Name	Grade	School	Seed Mark	Finals	Wind	Flight	Points
1	Samantha Barrett	12	Prior Lake	39-10.00	39-06.25	1.1	2	12
2	Hailie Kent	11	Alexandria Area	36-09.50	37-06.00	0.7	2	10
3	Mara Braun	11	Wayzata	36-06.50	37-02.75	2.2	2	8
4	Laubendra Ben	11	Park Center, Brooklyn Park	36-08.75	36-11.25	1.2	2	6
5	Victoria LaBerge	11	*Spring Lake Park/St. Anthony Village	37-00.50	36-11.00	1.8	2	5
6	Noelle Hackenmueller	11	St. Cloud Apollo	35-10.50	36-08.25	1.2	1	4
7	Ava Cinnamo	11	Rosemount	37-01.00	36-08.00	1.0	2	3
8	Kendel Vanterpool	12	Wayzata	35-09.50	36-02.50	0.9	1	2
9	Sophie Nilsson	12	Burnsville	37-06.00	35-11.25	1.3	2	1
10	Kaili Malvey	8	Mahtomedi	35-11.50	35-02.75	-0.3	1	
11	Trinity Lindeman	12	Mankato East	35-00.50	35-01.00	0.5	1	
12	Jackelyn Ong	11	Mahtomedi	35-09.50	34-11.50	1.0	1	
13	Emily Jones	12	Cambridge-Isanti	34-02.50	34-05.25	+0.0	1	
14	Catelyn Ketterling	9	Rosemount	35-11.50	33-10.50	2.1	2	
15	Danya Estrada	10	Marshall	34-07.00	32-05.75	2.7	1	
–	Olivia Jameson	11	Cloquet	35-05.00	DNS	NWI	1	

See Pages 66-71 for Minnesota State Meet All-Time Records, Class A Records and AA Records.

\*Denotes cooperatively sponsored program.

# CLASS AA GIRLS FIELD RESULTS

## Shot Put

– Each competitor will be allowed four (4) total trials

Place	Name	Grade	School	Seed Mark	Finals	Flight	Points
1	Hadley Streit	11	Mounds View	41-00.25	41-04.25	2	12
2	Jordan Hecht	10	Rosemount	38-10.25	40-11.00	2	10
3	Ava Webster	11	Rosemount	37-00.00	38-06.75	1	8
4	Laila Lakanen	12	Anoka	39-07.50	38-06.50	2	6
5	Svea Smestad	12	Fergus Falls	37-02.00	38-05.25	1	5
6	Hanna Caughey	11	Brainerd	35-03.00	38-02.50	1	4
7	Desirae Dates	11	Apple Valley	37-07.75	38-00.00	2	3
8	Abby Hepper	12	Simley, Inver Grove Heights	37-11.25	37-09.50	2	2
9	Kelley Brennan	12	Shakopee	37-11.00	37-06.75	2	1
10	Oreoluwa Olusi	11	White Bear Lake Area	37-03.75	37-05.50	1	
11	Julia Matthews	11	Eden Prairie	36-05.00	37-02.25	1	
12	Miranda Travis	12	Wayzata	40-00.00	36-10.25	2	
13	Grace Banse	11	Mankato West	39-03.25	36-08.25	2	
14	Morgan Jones	12	St. Paul Highland Park	37-03.50	35-09.00	1	
15	Merica Beighley	12	Grand Rapids	34-10.25	35-00.75	1	
16	Johanna Langbehn	12	Elk River	34-08.50	34-09.50	1	

---

## Discus

– Each competitor will be allowed four (4) total trials

Place	Name	Grade	School	Seed Mark	Finals	Flight	Points
1	Jordan Hecht	10	Rosemount	131-10	134-11	2	12
2	Adison Kapitzke	11	Champlin Park	132-06	134-09	2	10
3	Shelby Svien	11	Northfield	131-07	126-11	2	8
4	Olivia Duncan	10	Prior Lake	123-07	123-06	2	6
5	Ephemian Bailey	12	Robbinsdale Armstrong	108-04	122-01	1	5
6	Melaina Hayes	11	Irondale, New Brighton	126-05	121-10	2	4
7	Hanna Caughey	11	Brainerd	120-01	120-08	2	3
8	Jayla Henderson	12	Prior Lake	130-04	117-10	2	2
9	Kelley Brennan	12	Shakopee	113-03	113-09	1	1
10	Andi Mehrer	10	Elk River	115-04	110-05	1	
11	Johanna Langbehn	12	Elk River	115-02	108-09	1	
12	Grace Banse	11	Mankato West	106-06	108-05	1	
13	Julia Matthews	11	Eden Prairie	118-03	107-05	1	
14	Hattie DeVries	11	Roseville Area	110-01	103-09	1	
15	Hannah Heffernan	11	Roseville Area	109-11	102-00	1	
16	Sophia Vinje	10	Alexandria Area	122-06	100-01	2	

See Pages 66-71 for Minnesota State Meet All-Time Records, Class A Records and AA Records.

\*Denotes cooperatively sponsored program.



**NO ONE  
FILTERS  
MORE  
THAN**



*Culligan Water*

**MinnesotaCulligan.com**

# RECORD BOOK

## Boys Track & Field State Meet ALL-TIME RECORDS

EVENT	RECORD	RECORD HOLDER and SCHOOL	YEAR
100 Meter Dash	:10.49	Ibrahim Kabia, Champlin Park	2004
200 Meter Dash	:20.92	Jon Boyd, Mankato East	(In Prelims) 2004
400 Meter Dash	:47.56	Nathan Roese, East Ridge, Woodbury	2013
800 Meter Run	1:49.69	Zachary Mellon, Buffalo	2008
1600 Meter Run	4:06.54	Joe Klecker, Hopkins	2015
3200 Meter Run	8:57.07	Obsa Ali, Richfield	2013
110 Meter High Hurdles	:13.88	Rilwan (RJ) Alowonle, Park, Cottage Grove	(In Prelims) 2012
300 Meter Intermediate Hurdles	:36.59	Rilwan (RJ) Alowonle, Park, Cottage Grove	2012
4 x 100 Meter Relay	:41.52	Eagan (Josh Brown, Dallas Krech, Troy Brown, Sam Zenner)	2015
4 x 200 Meter Relay	1:25.58	Hopkins (Jaylen Champion, Wyatt Lubarski, Sam Leervig, Joe Fahnbulleh)	2019
4 x 400 Meter Relay	3:16.69	Stillwater Area (Makao Day, Nate Ricci, Marshall Davis, Neal Goff)	2011
4 x 800 Meter Relay	7:44.56	Hopkins (Hunter Staack, Sam Branson, Jack Henschel, Seth Eliason)	2016
Long Jump	24' 09.25"	Von Shepard, St. Paul Central	1982
Triple Jump	49' 05.50"	Michael Sandle, Eden Prairie	2010
High Jump	7' 01"	Rod Raver, Rochester John Marshall	1973
Pole Vault	15' 09.00"	Jarod White, Pine Island	2021
Discus	194' 06"	Jake Kubiawicz, North, North St. Paul	2017
Shot Put	65' 04.25"	Thomas Anderson, Andover	2012

### WHEELCHAIR DIVISION

100 Meter	:16.24	Peyton Gunnarson, Lewiston-Altura	2021
200 Meter	:30.86	Peyton Gunnarson, Lewiston-Altura	2018
800 Meter	1:55.85	Mark Braun, Irondale, New Brighton	2012
1600 Meter	4:02.40	Mark Braun, Irondale, New Brighton	2012
3200 Meter	9:25.26	Tyler Shepersky, *United North Central	2019
Discus – No Category	58' 08"	Mark Braun, Irondale, New Brighton	2012
Discus – Category 1	43' 08"	Aidan Gravelle, *LCWM/Nicollet	2019
Discus – Category 2	50' 04"	Luke Johnston, Medford	2019
Shot Put – Category 1	22' 04.75"	Jonathan Laing, Lakeville North	2016
Shot Put – Category 2	21' 11.50"	Luke Johnston, Medford	2019

### EVENTS NO LONGER HELD

100 Yard Dash	:9.9	James McClearie, Brainerd	1933
		Norman Anderson, St. James	1954
		Blaine Chatham, Minneapolis Central	(In Prelims) 1964
		Edward Wade, Minneapolis North	(In Prelims) 1965
		Greg Lokken, Moorhead	1967
		Mark Lutz, Rochester Mayo	1969, 1970
		Greg Geiger, Richfield	1971
		Jim Gravalin, Moorhead	1972
		Terry Lewis, Minneapolis North	1974
		Jeff Byrd, Minneapolis Central	(In Prelims) 1978
220 Yard Dash	:21.4	Mark Lutz, Rochester Mayo	1970
440 Yard Dash	:48.1	Ryan Lamma, Benson	1977
880 Yard Run	1:51.7	Tim Turnbull, Hopkins	1966
1 Mile Run	4:05.1	Garry Bjorklund, Proctor	1969
2 Mile Run	9:02.7	Dennis Fee, White Bear Lake	1972
120 Yard High Hurdles	:14.0	Mike Siskin, Wayzata	1977
180 Yard Low Hurdles	:19.1	William McNee, Alexander Ramsey, Roseville	1965
440 Yard Relay	:42.5	Minneapolis Central (Kevin Whitlock, Davey Lewis, J. W. Hollins, Jeff Byrd)	1978
4 X 220 Yard Relay	1:28.4	Moorhead (Roby Anderson, Todd Watson, Terry Swanson, Jim Gravalin)	1972
Mile Relay	3:19.8	Edina (Tom Roch, Paul Dunn, Jeff Strandemo, Jeff Brauchle)	1968
Mile Sprint Medley Relay	3:28.7	Edina East (Art Horecki, Mike Goblirsch, Andy Overman, Ben Porter)	1974
(220-220-440-880)			
1600 Meter Sprint Medley Relay	3:29.16	Bloomington Jefferson (Peter Hill, Al Hamilton, Daryl Zachary, Jim Scott)	1984
(200-200-400-800)			

# RECORD BOOK

## Girls Track & Field State Meet ALL-TIME RECORDS

EVENT	RECORD	RECORD HOLDER and SCHOOL	YEAR
100 Meter Dash	:11.71	Taylor Anderson, Hopkins	2012
200 Meter Dash	:23.91	Jedah Caldwell, Chanhassen	2016
400 Meter Dash	:54.36	Vanessa Clarida, Bloomington Kennedy	2001
800 Meter Run	2:06.50	Ruby Stauber, Wayzata	2015
1600 Meter Run	4:46.14	Elizabeth Yetzer, Lakeville	2004
3200 Meter Run	10:06.19	Emily Covert, Minneapolis Washburn	2018
100 Meter High Hurdles	:13.94	Karina Joiner, East Ridge, Woodbury	(In Prelims) 2016
300 Meter Hurdles	:41.35	Meleah Biermaier, Thief River Falls	2016
4 x 100 Meter Relay	:47.28	St. Michael-Albertville (Anna Keefer, Cherish Witherspoon, Katelyn Tschida, Whitney Perry)	2016
4 x 200 Meter Relay	1:25.58	Hopkins (Jaylen Champion, Wyatt Lubarski, Sam Leervig, Joe Fahnbulleh)	2019
4 x 400 Meter Relay	3:50.12	Lakeville South (Haley Lubow, Kaytlyn Larson, Caraline Slattery, Jenny Mosser)	2015
4 x 800 Meter Relay	8:59.69	Edina (Tate Sweeney, Maria Rickman, Amanda Mosborg, Emily Kompelien)	2016
Long Jump	19' 03.75"	Patricia Johnson, Orono	2018
Triple Jump	40' 05.50"	Mia Barron, Minnetonka	2014
High Jump	6' 0"	Nyalaam Jok, Annandale	2021
Pole Vault	13' 09.25"	Julia Fixsen, Mounds View	2018
Discus	171' 09"	Maggie Ewen, St. Francis	2012
Shot Put	54' 08.5"	Maggie Ewen, St. Francis	2013

### WHEELCHAIR DIVISION

100 Meter	:22.15	Stacy Bates, Andover	2013
200 Meter	:40.39	Stacy Bates, Andover	2014
800 Meter	2:27.49	Rose Hollerman, Waterville-Elysian-Morristown	2011
1600 Meter	4:47.16	Rose Hollerman, Waterville-Elysian-Morristown	2011
Shot Put	21' 11.75"	Marissa Bartels, Delano	2015
Discus	53' 08"	Marissa Bartels, Delano	2015

### EVENTS NO LONGER HELD

100 Yard Dash	:11.0	Lynne Vos, Holdingford	1975
	:11.0	Erin Donalley, Red Wing	1978
220 Yard Dash	:24.9	Jane Oas, Mound Westonka	1972
	:24.9	Kim Watts, St. Paul Central	1978
440 Yard Dash	:55.4	Christy Vitse, Rochester Mayo	1977
880 Yard Run	2:12.3	Paula Class, St. Paul Highland Park	1977
One Mile Run	4:56.7	Val Horan, Rochester John Marshall	1977
Two Mile Run	10:49.1	Lani Granowski, Owatonna	1978
60 Yard Hurdles	:8.0	Jill Junker, Stillwater	1975
110 Yard Hurdles	:14.0	Kathy Borgwarth, Brainerd	(In Prelims) 1978
180 Yard Hurdles	:22.6	Kathy Borgwarth, Brainerd	(In Prelims) 1978
200 Meter Low Hurdles	:28.49	Beth Lindblad, St. Louis Park	1984
440 Yard Relay	:48.8	St. Paul Central (Georgia Ulmar, Kim Watts, Dana Watts, Delene Hawkins)	1978
880 Yard Relay	1:43.1	Anoka (Sue Gibson, Dana Morrisette, Cathy Dehen, Debbie Feriancek)	1975
Mile Relay	3:58.0	Rochester Mayo (Nancy Belau, Sue Higgins, Sharon Isaacson, Christy Vitse)	1977

# RECORD BOOK

## Boys Track & Field State Meet CLASS A RECORDS

EVENT	RECORD	RECORD HOLDER and SCHOOL	YEAR
100 Meter Dash	:10.77	Erik Hanson, Mesabi East, Aurora	(In Prelims) 1996
200 Meter Dash	:21.45	Tyler Beehler, Foley	(In Prelims) 2014
400 Meter Dash	:47.66	Tom Gerding, Waconia	1996
800 Meter Run	1:50.72	Jason Owen, Stewartville	1996
1600 Meter Run	4:12.02	Shane Streich, Waseca	2015
3200 Meter Run	8:59.19	Mike Torchia, Rochester Lourdes	2006
110 Meter High Hurdles	:13.92	Jon Tollefson, St. Croix Lutheran, West St. Paul	(In Prelims) 2015
300 Meter Intermediate Hurdles	:37.39	Mitch Potter, St. Michael-Albertville	(In Prelims) 1999
4 x 100 Meter Relay	:42.79	Jordan (Jerry Powell, Thomas Dietel, Bryce Sievers, Marlon Wiley)	2019
4 x 200 Meter Relay	1:28.93	Hermantown (Dan Jago, Mike Sumbs, Nikki Holt, Kyo Schmidt)	2004
4 x 400 Meter Relay	3:20.64	St. Michael-Albertville (Brandon Beaudry, Sven Glaeser, Martin Robeck, Mitch Potter)	1999
4 x 800 Meter Relay	7:56.21	Pine Island (Denny Meints, Mohamed Hussein, Michael Lambeth, Jake Gabor)	2007
Long Jump	23' 10.25"	John Bodine, Barnesville	1982
Triple Jump	48' 08.50"	Ed Hegland, Appleton/Milan	1987
High Jump	6' 10"	Ken Larson, Fulda Yahya Madar, *Mounds Park Academy	1981 2019
Pole Vault	15' 09.00"	Jarod White, Pine Island	2021
Discus	192' 07"	Mike Yonkey, Wells-Easton	1987
Shot Put	62' 08"	Tim Senjem, Hayfield	1996

### WHEELCHAIR DIVISION

100 Meter	:16.24	Peyton Gunnarson, Lewiston-Altura	2021
200 Meter	:30.86	Peyton Gunnarson, Lewiston-Altura	2018
800 Meter	2:01.58	Peyton Gunnarson, Lewiston-Altura	2021
1600 Meter	4:13.84	Aidan Gravelle, *LCWM/Nicollet	2019
3200 Meter	9:25.26	Tyler Shepersky, *United North Central	2019
Shot Put – Category 1	20' 07.50"	Danny Lilya, *Moose Lake/Willow River	2019
Shot Put – Category 2	21' 11.50"	Luke Johnston, Medford	2019
Discus – Category 1	43' 08"	Aidan Gravelle, *LCWM/Nicollet	2019
Discus – Category 2	50' 04"	Luke Johnston, Medford	2019

### EVENTS NO LONGER HELD

100 Yard Dash	:10.2	Bruce Nielsen, Ivanhoe	1974
220 Yard Dash	:21.7	Ryan Lamppa, Benson	1977
440 Yard Dash	:48.1	Ryan Lamppa, Benson	1977
880 Yard Run	1:56.0	Jeff Browne, Wadena	1978
1 Mile Run	4:18.6	Mike McGowan, Blue Earth	1979
2 Mile Run	9:23.0	Dale Kramer, Glenwood	1974
120 Yard High Hurdles	:14.1	Mike Frericks, Silver Bay	1977
180 Yard Low Hurdles	:19.6	Mike Frericks, Silver Bay	1977
440 Yard Relay	:44.1	Stewartville (Howard Donohue, Scott Myhre, Steve Woessner, Mark Oakes)	1978
4 X 220 Yard Relay	1:30.7	Silver Bay (Mike Frericks, Rob Rolando, Joe Bianco, Tom Frericks)	1977
One Mile Relay	3:26.0	Blue Earth (Steve Howard, Dan True, Craig Henke, Tom Plocker)	1978
One Mile Medley Relay (220-220-440-880)	3:34.0	Blue Earth (Dan True, Dave Olson, Norm Judd, Bob Mehrhof)	1976
1600 Meter Sprint Medley Relay (200-200-400-800)	3:31.19	Stewartville (Jason Howes, Nate Nagel, Reese Wait, Jason Owen)	(In Prelims) 1995



# RECORD BOOK

## Boys Track & Field State Meet CLASS AA RECORDS

EVENT	RECORD	RECORD HOLDER and SCHOOL	YEAR
100 Meter Dash	:10.49	Ibrahim Kabia, Champlin Park	2004
200 Meter Dash	:20.92	Jon Boyd, Mankato East	2004
400 Meter Dash	:47.56	Nathan Roese, East Ridge, Woodbury	2013
800 Meter Run	1:49.69	Zachary Mellon, Buffalo	2008
1600 Meter Run	4:06.54	Joe Klecker, Hopkins	2015
3200 Meter Run	8:57.07	Obsa Ali, Richfield	2013
110 Meter High Hurdles	:13.88	Rilwan (RJ) Alowonle, Park, Cottage Grove (In Prelims)	2012
300 Meter Intermediate Hurdles	:36.59	Rilwan (RJ) Alowonle, Park, Cottage Grove	2012
4 x 100 Meter Relay	:41.52	Eagan (Josh Brown, Dallas Krech, Troy Brown, Sam Zenner)	2015
4 x 200 Meter Relay	1:25.58	Hopkins (Jaylen Champion, Wyatt Lubarski, Sam Leervig, Joe Fahnbulleh)	2019
4 x 400 Meter Relay	3:16.69	Stillwater Area (Makao Day, Nate Ricci, Marshall Davis, Neal Goff)	2011
4 x 800 Meter Relay	7:44.56	Hopkins (Hunter Staack, Sam Branson, Jack Henschel, Seth Eliason)	2016
Long Jump	24' 09.25"	Von Shepard, St. Paul Central	1982
Triple Jump	49' 05.50"	Michael Sandle, Eden Prairie	2010
High Jump	7' 01"	Rod Raver, Rochester John Marshall	1973
Pole Vault	15' 08.00"	Benjamin Ose, Eden Prairie	2015
Discus	194' 06"	Jake Kubiatowicz, North, North St. Paul	2017
Shot Put	65' 04.25"	Thomas Anderson, Andover	2012

### WHEELCHAIR DIVISION

100 Meter	:19.45	Jayson Gorton, Buffalo	2016
200 Meter	:35.79	Jayson Gorton, Buffalo	2016
800 Meter	1:55.85	Mark Braun, Irondale, New Brighton	2012
1600 Meter	4:02.40	Mark Braun, Irondale, New Brighton	2012
Discus	58' 08"	Mark Braun, Irondale, New Brighton	2012
Shot Put	22' 04.75"	Jonathan Laing, Lakeville North	2016

### EVENTS NO LONGER HELD

100 Yard Dash	:9.9	Terry Lewis, Minneapolis North Jeff Byrd, Minneapolis Central (In Prelims)	1974 1978
220 Yard Dash	:21.7	Paul Otto, Edina East	1977
440 Yard Dash	:48.3	Tom Coles, Hutchinson	1977
880 Yard Run	1:54.1	Jim Leib, Minneapolis Southwest	1974
1 Mile Run	4:12.1	Steve Plasencia, Cooper	1974
2 Mile Run	9:08.7	Lindsay Brown, Stillwater	1978
120 Yard High Hurdles	:14.0	Mike Siskin, Wayzata	1977
180 Yard Low Hurdles	:19.3	George Csathy, Robbinsdale Armstrong	1977
440 Yard Relay	:42.5	Minneapolis Central (Kevin Whitlock, Davey Lewis, J. W. Hollins, Jeff Byrd)	1978
4 X 220 Yard Relay	1:29.4	Robbinsdale Armstrong (Tony Belden, Keith Roloff, Kevin Young, Scott Flolid)	1972
Mile Relay	3:21.7	Robbinsdale Armstrong (Jim Walden, Dan Braun, Greg Hughes, Mark Peterson)	1978
Mile Sprint Medley Relay (220-220-440-880)	3:28.7	Edina East (Art Horecki, Mike Goblirsch, Andy Overman, Ben Porter)	1974
1600 Meter Sprint Medley Relay (200-200-400-800)	3:29.16	Bloomington Jefferson (Peter Hill, Al Hamilton, Daryl Zachary, Jim Scott)	1984

# RECORD BOOK

## Girls Track & Field State Meet CLASS A RECORDS

EVENT	RECORD	RECORD HOLDER and SCHOOL	YEAR
100 Meter Dash	:11.84	T'Nia Riley, Minneapolis North Community . . . . . (In Prelims)	2018
200 Meter Dash	:24.44	T'Nia Riley, Minneapolis North Community	2018
400 Meter Dash	:55.67	Chloe Bermel, Pequot Lakes	2016
800 Meter Run	2:08.77	Jeanne Kruckeberg, Blooming Prairie	1986
1600 Meter Run	4:48.41	Clare Flanagan, The Blake School, Minneapolis	2013
3200 Meter Run	10:26.41	Bria Wetsch, Holy Family Catholic, Victoria	2006
100 Meter High Hurdles	:14.80	Kara Hedin, Dassel-Cokato	1996
300 Meter Hurdles	:42.62	Liesa Brateng, Roseau	1987
4 x 100 Meter Relay	:48.18	Minneapolis Edison (Linda Senepanh, Jada Lewis, Cayliah Rush, Jia Lewis)	2017
4 x 200 Meter Relay	1:43.62	Blue Earth (Stephanie Johnson, Stacey Johnson, Trudy Lewis, Shelly Johnson)	1985
4 x 400 Meter Relay	3:56.98	Roseau (Bethany Lisell, Sereena Olson, Heidi Evans, Ada Anderson)	2001
4 x 800 Meter Relay	9:21.36	*Dover-Eyota/St. Charles (Brandi Blattner, Nikayla Ratz, Kaitlyn Gathje, Ahna Buntrock)	2011
Long Jump	19' 02.25"	Analisa Huschle, *Bagley/Fosston	2009
Triple Jump	39' 04.50"	Analisa Huschle, *Bagley/Fosston	2011
High Jump	6' 0"	Nyalaam Jok, Annandale	2021
Pole Vault	12' 07"	Ashley Hokanson, Perham	2019
Discus	155' 01"	Jaimi Salone, The Blake School, Minneapolis	2016
Shot Put	45' 05.75"	Brianne Carmichael, DeLaSalle, Minneapolis	2003

### WHEELCHAIR DIVISION

100 Meter	:25.59	Lilly Stiernagle, Maple River, Mapleton	2019
200 Meter	:50.93	Lilly Stiernagle, Maple River, Mapleton	2019
800 Meter	2:27.49	Rose Hollerman, Waterville-Elysian-Morristown	2011
1600 Meter	4:47.16	Rose Hollerman, Waterville-Elysian-Morristown	2011
Shot Put	14' 06.25"	Kathryn Lubahn, Pine Island	2012
Discus	35' 01"	Kathryn Lubahn, Pine Island	2012

### EVENTS NO LONGER HELD

100 Yard Dash	:11.0	Lynne Vos, Holdingford	1975
220 Yard Dash	:25.6	Denise Bullocks, Mount St. Benedict	1978
440 Yard Dash	:56.4	Wren Schafer, Buffalo Lake	1977
880 Yard Run	2:14.9	Lori Bearson, Lanesboro	1978
One Mile Run	5:09.3	Joan Hopfenspirger, Redwood Falls	1979
Two Mile Run	11:21.5	Monica Schleip, Rochester Lourdes	1979
110 Yard Low Hurdles	:15.0	Beth Sorenson, Bagley	1976
180 Yard Low Hurdles	:23.0	Kathy Hunt, Kimball	1978
100 Meter Low Hurdles	:14.81	Karen Sterner, Howard Lake-Waverly	1982
200 Meter Low Hurdles	:28.55	Gretchen Otto, Rochester Lourdes	1984
440 Yard Relay	:50.3	Plainview (Ann Kruger, Heidi Kruger, Antoinette Dittrich, Sue Carter)	1977
880 Yard Relay	1:45.8	Plainview (Ann Kruger, Heidi Kruger, Sue Carter, Antoinette Dittrich)	1977
Mile Relay	4:00.3	Buffalo Lake (Linda Richards, Sheila Leske, Laurie Schafer, Wren Schafer)	1977

# RECORD BOOK

## Girls Track & Field State Meet CLASS AA RECORDS

EVENT	RECORD	RECORD HOLDER and SCHOOL	YEAR
100 Meter Dash	:11.71	Taylor Anderson, Hopkins	2012
200 Meter Dash	:23.91	Jedah Caldwell, Chanhassen	2016
400 Meter Dash	:54.36	Vanessa Clarida, Bloomington Kennedy	2001
800 Meter Run	2:06.50	Ruby Stauber, Wayzata	2015
1600 Meter Run	4:46.14	Elizabeth Yetzer, Lakeville	2004
3200 Meter Run	10:06.19	Emily Covert, Minneapolis Washburn	2018
100 Meter High Hurdles	:13.94	Karina Joiner, East Ridge, Woodbury (In Prelims)	2016
300 Meter Hurdles	:41.35	Meleah Biermaier, Thief River Falls	2016
4 x 100 Meter Relay	:47.28	St. Michael-Albertville (Anna Keefer, Cherish Witherspoon, Katelyn Tschida, Whitney Perry)	2016
4 x 200 Meter Relay	1:39.20	North, North St. Paul (Alexis Pratt, Shalicia Jones, Jebeh Cooke, J'lanna Gager)	2017
4 x 400 Meter Relay	3:50.12	Lakeville South (Haley Lubow, Kaytlyn Larson, Caraline Slattery, Jenny Mosser)	2015
4 x 800 Meter Relay	8:59.69	Edina (Tate Sweeney, Maria Rickman, Amanda Mosborg, Emily Kompelien)	2016
Long Jump	19' 03.75"	Patricia Johnson, Orono	2018
Triple Jump	40' 05.50"	Mia Barron, Minnetonka	2014
High Jump	5' 10"	Linda Barsness, Rochester John Marshall Madison Schmidt, Blaine	1986 2019
Pole Vault	13' 09.25"	Julia Fixsen, Mounds View	2018
Discus	171' 09"	Maggie Ewen, St. Francis	2012
Shot Put	54' 08.5"	Maggie Ewen, St. Francis	2013

### WHEELCHAIR DIVISION

100 Meter	:22.15	Stacy Bates, Andover	2013
200 Meter	:40.39	Stacy Bates, Andover	2014
800 Meter	3:08.04	Marissa Bartels, Delano	2014
Shot Put	21' 11.75"	Marissa Bartels, Delano	2015
Discus	53' 08"	Marissa Bartels, Delano	2015

### EVENTS NO LONGER HELD

100 Yard Dash	:11.0	Erin Donalley, Red Wing	1978
220 Yard Dash	:24.9	Kim Watts, St. Paul Central	1978
440 Yard Dash	:55.4	Christy Vitse, Rochester Mayo	1977
880 Yard Run	2:12.3	Paula Class, St. Paul Highland Park	1977
One Mile Run	4:56.7	Val Horan, Rochester John Marshall	1977
Two Mile Run	10:49.1	Lani Granowski, Owatonna	1978
110 Yard Hurdles	:14.0	Kathy Borgwarth, Brainerd (In Prelims)	1978
180 Yard Hurdles	:22.6	Kathy Borgwarth, Brainerd (In Prelims)	1978
200 Meter Low Hurdles	:28.49	Beth Lindblad, St. Louis Park	1984
440 Yard Relay	:48.8	St. Paul Central (Georgia Ulmar, Kim Watts, Dana Watts, Delene Hawkins)	1978
880 Yard Relay	1:43.1	Anoka (Sue Gibson, Dana Morrisette, Cathy Dehen, Debbie Feriancek)	1975
Mile Relay	3:58.0	Rochester Mayo (Nancy Belau, Sue Higgins, Sharon Isaacson, Christy Vitse)	1977



# 2020-2021 MSHSL BOARD OF DIRECTORS



**Blaine Novak**  
New York Mills  
President



**Tom Jerome**  
Roseau  
Vice President



**Troy Stein**  
Edina  
Treasurer



**Dr. Julie Anderson**  
St. Cloud



**Dustin Bosshart**  
St. Clair



**Mike Domin**  
Crosby-Ironton



**Kirby Ekstrom**  
North Branch Area



**Dawn Engebretson**  
Rockford



**Walt Hautala**  
Mesabi East



**Matt Heier**  
Little Falls



**Amanda Kaus**  
Rochester Century



**Ceil McDonald**  
St. Paul



**John Ostrowski**  
Dover-Eyota



**Gary Revenig**  
Monticello



**Sandra Setter Larsen**  
Eagan



**Jim Smokrovich**  
East Ridge



**Bill Tauer**  
Tracy-Milroy-Balaton



**John Vraa**  
New London-Spicer



**Todd Waterbury**  
Mankato East



**Frank White**  
Woodbury

## 2020-2021 REPRESENTATIVE ASSEMBLY DELEGATES

*The rulesmaking body of the Minnesota State High School League*

### CLASS A REGIONS

#### Region 1A

1. Evan Gough, Superintendent, Goodhue
2. Perry Iberg, Assistant Principal, Lake City
3. Chris Mensink, Activities Director, Fillmore Central, Harmony

#### Region 2A

4. Jeff Vizenor, Principal, Jordan
5. Brad O'Donnell, Activities Director, St. Clair
6. Paul Carpenter, Activities Director, Madelia

#### Region 3A

7. Mike Knutson, Principal, Benson
8. Leo Theisen, Activities Director, Westbrook-Walnut Grove
9. TBD

#### Region 4A

10. Jeff Beimert, Activities Director, North Lakes Academy, Forest Lake
11. Josh Thurow, Activities Director, Minnehaha Academy, Minneapolis
12. Nate Gautsch, Activities Director, Brooklyn Center

#### Region 5A

13. Vern Capelle, Superintendent, Upsala
14. Brent Nelson, Principal, Mora
15. Dave Rocheleau, Activities Director, Pierz

#### Region 6A

16. Brian Hovland, Activities Director, Underwood
17. Wayne Petermeier, Activities Director, Browerville
18. Norm Gallant, Activities Director, Wadena-Deer Creek

#### Region 7A

19. Pat Rendle, Superintendent, Hill City
20. Jason Cline, Assistant Principal, Aitkin
21. Dave Foster, Activities Director, Cromwell-Wright

#### Region 8A

22. Scott Koberinski, Activities Director, East Grand Forks
23. Stewart Wilson, Speech Representative, Walker-Hackensack-Akeley
24. Gregg Parks, Superintendent, Nevis

### CLASS AA REGIONS

#### Region 1AA

25. Trent Hanson, Activities Director, Hastings
26. Joel Olson, Activities Director, Northfield
27. Brian Ihrke, Activities Director, Rochester John Marshall

#### Region 2AA

28. Bruce Remme, Activities Director, Marshall
29. Tom Bauman, Activities Director, Buffalo
30. Bucky Mieras, Activities Director, Orono

#### Region 3AA

31. Mike Manning, Activities Director, Rosemount
32. Guillaume Paek, Activities Director, Burnsville
33. John Bezek, Principal, Prior Lake

#### Region 4AA

34. Ricky Michel, Activities Director, Stillwater Area
35. Michelle Yenner, School Board Member, St. Paul/Maplewood/Oakdale
36. Greg Ueland, Coach, Roseville Area

#### Region 5AA

37. Dan Roff, Activities Director, Fridley
38. Lance Wicks, Activities Director, Anoka
39. Chris Fink, Activities Director, Irondale, New Brighton

#### Region 6AA

40. Jaime Sherwood, Activities Director, Wayzata
41. Kenny Maxey, Activities Director, Minneapolis Patrick Henry
42. Jen Rademacher, Head Girls Basketball Coach, Robbinsdale Cooper

#### Region 7AA

43. Mike Cunningham, Activities Director, Elk River
44. Greg Spahn, Boys' Athletics Representative, Grand Rapids
45. Matt Lattimore, Activities Director, North Branch

#### Region 8AA

46. Rob Nielsen, Activities Director, Detroit Lakes
47. Charlie Campbell, Activities Director, Brainerd
48. Dave Niemi, Activities Director, Becker

## MSHSL Administrative Staff

Executive Director ..... Erich Martens  
Executive Assistant ..... Lynne Johnson  
Associate Director ..... Lisa Lissimore  
Administrative Assistant ..... Sheila Robinson  
Associate Director ..... Bob Madison  
Administrative Assistant ..... Amanda Johnson

Associate Director ..... Jody Redman  
Administrative Assistant ..... Amie Ince  
Assistant Director ..... Richard Matter  
Accounting Assistant ..... Jackie Grausam  
Ticket Assistant ..... Nancy Myers  
Assistant Director ..... Amy Doherty  
Assistant Director ..... Laura Mackenthun

Office Manager ..... Susi Hollenbeck  
Media Specialist ..... John Millea  
Communications Coordinator ..... Tim Leighton  
Coordinator of Officials ..... Jason Nickleby  
Administrative Assistant ..... Pam Inniger  
Information Specialist ..... Ellen Rajkowski